

**Lakeside Network
Investments Holding B.V.
Amsterdam
Interim Accounts
June 30, 2015**

Lakeside Network Investments Holding B.V.
Amsterdam
June 30, 2015

INDEX

Page

Interim Accounts

Balance Sheet as at June 30, 2015

2

Profit and Loss Account for the period ended June 30, 2015

3

(expressed in EUR)

Lakeside Network Investments Holding B.V.
Amsterdam
Balance Sheet as at June 30, 2015
(before appropriation of results)

	<i>06/30/2015</i>	<i>12/31/2014</i>
ASSETS		
Fixed Assets		
Financial fixed assets	2,014,500	2,014,500
Current Assets		
Receivables	85,000	35,000
Cash and cash equivalents	13,985	166,885
	<u>98,985</u>	<u>201,885</u>
TOTAL ASSETS	<u><u>2,113,485</u></u>	<u><u>2,216,385</u></u>
SHAREHOLDER'S EQUITY AND LIABILITIES		
Shareholder's Equity		
Issued and fully paid share capital	18,000	18,000
Share Premium	1,984,000	1,984,000
Retained earnings	114,977	167,757
Net result for the period	(19,211)	(52,780)
	<u>2,097,766</u>	<u>2,116,977</u>
Current Liabilities	15,719	99,408
TOTAL SHAREHOLDER'S EQUITY AND LIABILITIES	<u><u>2,113,485</u></u>	<u><u>2,216,385</u></u>


(expressed in EUR)

Lakeside Network Investments Holding B.V.
Amsterdam
Profit and Loss Account for the period ended June 30, 2015


	06/30/2015	12/31/2014
<u>Operational Income/(Expense)</u>		
General and administrative expenses	(19,211)	(62,285)
	<u>(19,211)</u>	<u>(62,285)</u>
<u>Financial Income/(Expense)</u>		
Loan interest income	-	13,125
Bank interest	-	128
	<u>-</u>	<u>13,253</u>
Result before provision for corporate tax	(19,211)	(49,032)
Corporate income tax	-	(3,748)
NET RESULT FOR THE PERIOD	<u>(19,211)</u>	<u>(52,780)</u>

Signed by the Board of Directors:


Amsterdam



M. M. Furth



D. C. Kulk



Trust International Management (T.I.M.) B.V.