



ANNUAL REVIEW
2024



GROUP STRUCTURE, OPERATIONS AND OPERATING AREA

ELENIA AT YOUR SERVICE

RELIABLE ELECTRICITY DISTRIBUTION SERVICES

Elenia Group consists of Elenia Oy, a provider of diverse services in the energy sector, and its wholly-owned subsidiary Elenia Verkko Oyj providing electricity network services.

ELENIA OY

ELENIA VERKKO OYJ

Elenia Oy is a multi-skilled service provider in the energy sector. It provides customer service for electricity distribution, district heating, natural gas and electricity sales businesses. The operations are guided by the service and business objectives of its customers. In cooperation with its customers, the company renews the Finnish energy markets' customer service offering in response to the changing needs of end customers.

Elenia Verkko Oyj distributes electricity to a total of 442,000 household, corporate and community customers in approximately one hundred municipalities in the regions of Kanta-Häme, Päijät-Häme, Pirkanmaa, Central Finland, Southern Ostrobothnia and Northern Ostrobothnia. The company is responsible for the construction, maintenance and operation of its electricity distribution network in cooperation with external contractors, as well as connecting new customers to the network, measuring its customers' electricity consumption and submitting consumption data to electricity suppliers. Elenia is the second largest among the approximately 80 electricity distribution companies in Finland. The company has approximately 76,900 kilometres of electricity network.

Elenia's owners are Valtion Eläkerahasto (VER), Allianz Capital Partners (ACP)* as well as Macquarie Infrastructure and Real Assets (MAM).



CONTENTS

ELENIA

Elenia at your service	2
CEO's review	3
Theme article	5
Group key figures	8
Strategy	9
Stakeholder advisory committee	10

REPORT OF THE BOARD OF DIRECTORS 11

Consolidated financial statements	16
Consolidated statement of profit or loss	16
Consolidated statement of comprehensive income	16
Consolidated statement of financial position	17
Consolidated statement of cash flows	18
Consolidated statement of changes in equity	19

Notes to the consolidated financial statements

1 Accounting policies	20
2 Operating profit	22
3 Investments and lease commitments	28
4 Capital structure and financial items	35
5 Consolidation	45
6 Other notes	47

Parent company financial statements	55
Signatures to the financial statements	64
Auditor's report	65
Elenia oy board of directors	67

*on behalf of Allianz entities and entities managed by ACP for other investor

THE GREEN TRANSITION, THE ELECTRIFICATION OF SOCIETY AND THE SECURITY OF SUPPLY NEED A SMART GRID AS THEIR CORNERSTONE



Climate change and biodiversity loss are the biggest challenges of our time, alongside the tensions in the geopolitical security situation. Lifestyle changes towards a carbon-neutral future require extensive electrification of society and reliable electricity distribution. Finland aspires the green transition to contribute to its energy independence, competitiveness and security of supply. Achieving these goals requires long-term investments in critical infrastructure, the electricity network. To promote the energy transition, it is necessary to ensure that the capacity of electricity networks does not hinder the green transition. To this end, we at Elenia are carrying out proactive development work to strengthen the attractiveness of our network area for businesses and society.

Service reforms and interaction to strengthen customer and stakeholder trust

Customers and stakeholders expect reliable service from distribution system operators. Strengthening trust is the most important goal of operations and development work at Elenia. However, high-quality, reliable electricity distribution and seamless services are not enough. In addition, we want to strengthen the trust of our stakeholders in us through open interaction. In recent years, we have met our customers and other stakeholder representatives more actively by participating in events and fairs, cooperating with educational institutions in our network area, and by organising our own events.

Elenia's electricity consumption metering reform lays the foundation for new services

For a distribution system operator, changing electricity consumption and production methods present a challenge to promote a more flexible energy system. As part of the smart grid, we want to bring to the market functionalities that enable demand response. We are responding to these new needs by developing e-services.

In 2025, we will especially develop our Elenia Aina service, in which customers can take care of their electricity-related

matters whenever they want. The development is driven forward by our electricity consumption metering reform: by the end of 2024, more than 330,000 of our customers had received next-generation smart meters that enable demand response solutions. The installations will be completed by the end of 2025.

Our metering reform provides customers with new opportunities to monitor and control their electricity consumption. The Elenia Aina service allows people to monitor electricity consumption almost in real time and view the distribution of electricity loads phase by phase. The new electricity meter also enables load control.

Security of electricity supply, cyber security and contingency planning are part of overall security of society

At the beginning of July 2024, Elenia strengthened its contingency management by appointing Heikki Paananen, M.Sc. (Eng.), Operations Manager, also as Elenia's Preparedness Officer, responsible for contingency planning and crisis organisation management.

Cyber security requirements have constantly increased. The tensions in the geopolitical situation and the technological race between cyber threats and protection against them are accelerating. Disturbances in energy supply have been identified as key risks for the overall security and functioning of the society. Electricity distribution plays a significant role in security of supply as it enables the operation of other infrastructure, such as telecommunications and water supply.

For our part, we strengthen security of supply and contingency planning with our own contingency and preparedness plans, which we have used during major power disruptions, the coronavirus pandemic and the preparing for the risk of electricity shortages. Our good contingency planning proved effective in November 2024 during winter storm Jari, which caused the most severe major power disruption in our network area in nine years.

We will update the plans again by June 2025 for evaluation by the Energy Authority. Our near-term goals are related to improving the cyber security of our systems and the physical security of our electricity network.

CONTENTS

ELENIA

Elenia at your service	2
CEO's review	3
Theme article	5
Group key figures	8
Strategy	9
Stakeholder advisory committee	10

REPORT OF THE BOARD OF DIRECTORS

Consolidated financial statements	16
Consolidated statement of profit or loss	16
Consolidated statement of comprehensive income	16
Consolidated statement of financial position	17
Consolidated statement of cash flows	18
Consolidated statement of changes in equity	19
Notes to the consolidated financial statements	
1 Accounting policies	20
2 Operating profit	22
3 Investments and lease commitments	28
4 Capital structure and financial items	35
5 Consolidation	45
6 Other notes	47
Parent company financial statements	55
Signatures to the financial statements	66
Auditor's report	67
Elenia oy board of directors	69

We promote safety culture together with our partners

Our work to improve occupational safety is continuous. It is our responsibility, in addition to looking after the safety and well-being of our personnel, to ensure the safety of everyone who works for Elenia or passes one of our construction sites. In 2024, we continued the TEKO – Safely Back Home programme and the occupational safety development project TUISKU, which yielded good results in the development of occupational safety. All Elenia’s partners for electricity network operations participate in safety work and are responsible for ensuring that safe working practices are also implemented by sub-contractors. The lost time injury frequency (LTIF) at Elenia’s construction sites was 3.2 in 2024.

Targeting employee wellbeing and sense of belonging

In our own work community, employee wellbeing provides the foundation for our operations and the development of our services. The results of the employee satisfaction survey, the work community interaction survey and the Trust and Reputation - survey for employees, conducted for the first time in 2024, are at a high level. These strong results are testimony to the meaningfulness of our work and commitment to it. Good leadership plays a key role in these results, which we use as the basis for our employee work ability programme each year.

The development plan and customer consultation lead the way

In 2024, we updated our electricity distribution network development plan extending to 2036, with a record number of our customers, nearly 2,000, participating in the customer consultation in the digital Elenia Avoin service. Based on consultation, we know that 85 percent of our customers feel that the maximum permitted duration of power outages should be 12 hours instead of the 36 hours set in the Electricity Market Act for 2036. This proves right our choice of replacing ageing overhead lines with underground cabling. To meet society’s needs for improved security of electricity supply and to enable green transition, we forecast in the development plan that the need for network investments will be approximately EUR 2.4 billion by the end of 2036.

The production of renewable wind and solar power has increased quickly. More than 1,500 MW of wind power capacity, or nearly one-fifth of the total wind power capacity in Finland, has been connected to Elenia’s network. There are more than 18,500 small-scale electricity production sites in our network.

In 2024, we began the implementation of the service strategy we prepared during the preceding year, with our goals focusing on four spearhead projects: the attractiveness of the network area, the development of e-services, the development and utilisation of demand response, and the construction and operation of wind and solar farm connection lines.

The security of electricity supply, national security of supply and the service reform require investments with which we can ensure non-discriminatory and equal treatment of customers and compliance with the requirements of the Electricity Market Act. To achieve the targets and due to the general inflation, we increased Elenia’s network tariffs by an average of approximately 4.5 percent (excluding taxes) at the beginning of September 2024, at the same time as the general VAT increase.

Regulatory methods are weakening our investment capability

On 29 December 2023, distribution system operators received a confirmation decision on the Energy Authority’s regulatory methods, valid for the 6th and 7th regulatory periods in 2024–2027 and 2028–2031. The new methods weaken the investment capacity of distribution system operators, which slows down the investments required by the green transition and the development of the security of supply of networks.

Elenia has been forced to cut its investments in the coming years by a quarter compared to the previous development plan. At the same time, the need for investment is higher than ever in Elenia’s history. Elenia has appealed to the Market Court on the confirmation decision of the regulatory methods for the 6th and 7th regulatory periods, and we expect a decision during 2025.

Elenia’s appeal to the Market Court concerning the changes made by the Energy Authority to the regulatory methods for 2022 and 2023 during the confirmed 5th regulatory period is also still pending. A preliminary ruling from the Court of Justice of the European Union regarding the preliminary ruling questions raised by the Market Court was received on 6th of March 2025, after which the case returned to the Market Court.

Changes in Elenia’s Management Team

In 2024, we made changes in Elenia’s key management positions. Elenia Verkko Oyj’s Deputy CEO, M.Sc. (Eng.) Jorma Myllymäki started at the beginning of April 2024 as the new CEO of Elenia Oy and Elenia Verkko Oyj. The former CEO Tapani Liuhala became Chair of Elenia Oy’s Board of Directors when Timo Rajala left the position.

Tommi Lähdeaho, M.Sc. (Eng.), was appointed as Elenia’s Chief Operating Officer at the beginning of April. Sanni Harala, Bachelor of Natural Resources, was appointed as Elenia’s Chief Customer and Stakeholder Officer at the beginning of August. At the beginning of 2025, Sanna Murtojärvi, M.Sc. (Econ.), was appointed Elenia’s Chief People Officer. All three will be members of Elenia’s Management Team in their new positions.

We are preparing for sustainability reporting in accordance with CSRD

In 2024–2025, we are in a transition phase to align our sustainability work and reporting with the requirements of the EU Corporate Sustainability Reporting Directive and the ESRS standards guiding its implementation. This extensive work has progressed as planned. We have revised our sustainability programme in accordance with the ESRS in three main areas: Environment, Social and Governance.

We will continue our sustainability work based on our commitment to the climate objectives of the Science Based Targets Initiative in 2021.

Despite regulatory methods slowing down our development, we continue to work determinedly in accordance with the principles of sustainability. By building a smart weatherproof electricity network, we ensure smooth everyday life for our customers and security of supply for society and contribute to the progress of the green transition.

I want to take this opportunity to thank our customers, employees and owners for their good cooperation in 2024.

Jorma Myllymäki
CEO

CONTENTS

ELENIA	
Elenia at your service	2
CEO’s review	3
Theme article	5
Group key figures	8
Strategy	9
Stakeholder advisory committee	10
REPORT OF THE BOARD OF DIRECTORS	
Consolidated financial statements	16
Consolidated statement of profit or loss	16
Consolidated statement of comprehensive income	16
Consolidated statement of financial position	17
Consolidated statement of cash flows	18
Consolidated statement of changes in equity	19
Notes to the consolidated financial statements	
1 Accounting policies	20
2 Operating profit	22
3 Investments and lease commitments	28
4 Capital structure and financial items	35
5 Consolidation	45
6 Other notes	47
Parent company financial statements	55
Signatures to the financial statements	64
Auditor’s report	65
Elenia oy board of directors	67

STAKEHOLDER COOPERATION AND OPEN DIALOGUE STRENGTHEN TRUST

Our goal is to strengthen the trust of our various stakeholders in Elenia through regular cooperation and open dialogue. We engage in various forms of stakeholder cooperation in different business operations, at the level of authorities and decision-makers, in bilateral meetings with individual stakeholders, in national and international forums and through industry organisations. In 2024, we increased the number of consumer customer contacts in numerous events, with more opportunities for direct discussions with our customers than before. Extensive stakeholder cooperation gives us more information about new perspectives, feedback and experiences that we can use to develop our services and operations according to the needs and expectations of our customers and stakeholders.

Our key stakeholders are:

- current and new customers
- current and new employees

- shareholders, investors and financiers
- current and new partners and suppliers
- authorities and other public organisations
- decision-makers and political actors

Other stakeholders include the media, energy operators, municipalities, landowners, research institutes, universities and vocational institutes.

The discussion themes in 2024 were the overall security of society, security of supply as well as the opportunities and challenges of the green transition. In addition, the pricing of the network service and the security of supply in electricity distribution featured in discussions. It has been a pleasure to tell about our new world-class value-added services that we have developed for our customers. These include, for example, the control of electricity loads as part of our electricity consumption metering reform, the solar power calculator and the electric car charging calculator.



Stakeholder Committee strengthens Elenia's stakeholder cooperation

The tightening of the European security environment has highlighted the importance of maintaining Finland's self-sufficiency in energy and ensuring the security of supply of the energy system. The development of Elenia's smart grid services implements Finland's national targets in the energy market.

Elenia's Stakeholder Committee, established in 2022, meets 2-3 times a year to discuss topical themes. The Committee works in an advisory role with Elenia's senior management. We provide the Stakeholder Committee with information about our sustainability and development work, discuss the development of the electricity market and hear the views of the advisory board members on how we can further improve our services, taking into account the needs and expectations of both customers and society. The Committee members are representatives of customer advocacy organisations and politicians.

In May, we invited representatives of our stakeholders to meet us and discuss current issues at our office in Tampere. In October, we kicked off regional meetings in Hämeenlinna, Kanta-Häme. In 2025, we will continue these regional meetings in Central Finland, Pirkanmaa and Ostrobothnia. At the meetings, we meet regional decision-makers and influencers with the aim of strengthening dialogue between Elenia and different stakeholders. We will continue to organise these events in the regions of our network area in the coming years.

A year of thousands of encounters

The most significant customer contacts focused on the summer. We participated in various trade fairs and other events to meet and discuss with customers. They talked about familiar topics, such as the network service pricing, security of supply and new smart meters. Delightfully many were interested in our e-services and said that they already used the Elenia Aina service or were familiar with Elenia Avoin, where you can learn more about the security of supply in electricity distribution in your own residential area. Approximately 100,000 guests from our network area participated in these events and we received a lot of valuable feedback on our operations.

CONTENTS

ELENIA

Elenia at your service	2
CEO's review	3
Theme article	5
Group key figures	8
Strategy	9
Stakeholder advisory committee	10

REPORT OF THE BOARD OF DIRECTORS

Consolidated financial statements	16
Consolidated statement of profit or loss	16
Consolidated statement of comprehensive income	16
Consolidated statement of financial position	17
Consolidated statement of cash flows	18
Consolidated statement of changes in equity	19
Notes to the consolidated financial statements	

1 Accounting policies	20
2 Operating profit	22
3 Investments and lease commitments	28
4 Capital structure and financial items	35
5 Consolidation	45
6 Other notes	47

Parent company financial statements	55
Signatures to the financial statements	66
Auditor's report	67
Elenia oy board of directors	69

In September, we participated in the municipality-focused Kuntamarkkinat fair in Helsinki. Our key message at the event was “Electricity network as a booster of municipal vitality”. At our stand, we met many municipal representatives and project developers from our network area. In addition to green transition projects, the topics discussed included security of supply, delivery reliability and pricing.

School cooperation

We also continued to visit primary schools in our network area to give energy lessons on topics such as safety in connection with electricity and the electricity network as well as energy-smart habits and behaviours in everyday life. We explained how Elenia’s operations are reflected in pupils’ everyday lives and what kinds of challenges and opportunities we are facing due to climate change.

In addition, for the fifth consecutive year, we cooperated with our network construction partners in our “Safe Journeys to School” road safety campaign. We secured children’s and young people’s school journeys during the first week of school and during the dark mornings of late autumn.

In 2025, we will involve Elenia’s personnel even more strongly in stakeholder cooperation. The aim is to have representatives of each team participate in at least one stakeholder event.

CONTENTS

ELENIA

Elenia at your service	2
CEO’s review	3
Theme article	5
Group key figures	8
Strategy	9
Stakeholder advisory committee	10

REPORT OF THE BOARD OF DIRECTORS

Consolidated financial statements	16
Consolidated statement of profit or loss	16
Consolidated statement of comprehensive income	16
Consolidated statement of financial position	17
Consolidated statement of cash flows	18
Consolidated statement of changes in equity	19

Notes to the consolidated financial statements

1 Accounting policies	20
2 Operating profit	22
3 Investments and lease commitments	28
4 Capital structure and financial items	35
5 Consolidation	45
6 Other notes	47

Parent company financial statements	55
Signatures to the financial statements	66
Auditor’s report	67
Elenia oy board of directors	69

IMPROVING THE CUSTOMER EXPERIENCE WITH E-SERVICES AND NEXT-GENERATION MEASUREMENT TECHNOLOGY

In 2024, we continued our determined service development efforts to digitise customer service. We will develop self-service channels, focusing on activities where the encounter does not add value for the customer, and which reduce customer service contacts. By increasing access to our services through self-service, we will make our services available to our customers around the clock. At the same time, we will be able to respond to the most challenging customer encounters with a higher quality of service and strengthen customer satisfaction.

Alongside increasing the self-service rate, we aim to raise customer awareness of electricity use. A good example of this is the distribution product calculator we launched in 2024, which models the cost of electricity usage for customers using different distribution products and enable customers to switch distribution products as a self-service option if they so wish.

We want to provide added value to our customers. With the new generation of metering technology, we have introduced new electricity metering functions for our customers. Our customers can schedule the load control relay in their electricity meters in our online service based on a time or market price. Appliances that typically use a lot of electricity in a household, such as a hot water heater or underfloor heating, are typically connected behind the load control relay. The service is free of charge for our customers. Customers are taking an increasingly active role in balancing the electricity market and also control over their own electricity bills. Elenia's load management service is one low threshold tangible way to participate in demand flexibility.

In addition, the new electricity meters allow us to present customers with near real-time metering information on electricity consumption and to develop alarms based on this information. We will launch an electricity consumption monitoring based on real-time alerts in early 2025.

We will continuously develop our e-services based on customer feedback. In parallel to the services we provided to Elenia's customers, we made significant developments during 2024 to offer the same capabilities to the end users of the energy companies that we serve within our service business. Our aim is to influence the development of services within our industry so that more and more electricity users in Finland benefit from our development work.



CONTENTS

ELENIA

Elenia at your service	2
CEO's review	3
Theme article	5
Group key figures	8
Strategy	9
Stakeholder advisory committee	10

REPORT OF THE BOARD OF DIRECTORS 11

Consolidated financial statements	16
Consolidated statement of profit or loss	16
Consolidated statement of comprehensive income	16
Consolidated statement of financial position	17
Consolidated statement of cash flows	18
Consolidated statement of changes in equity	19

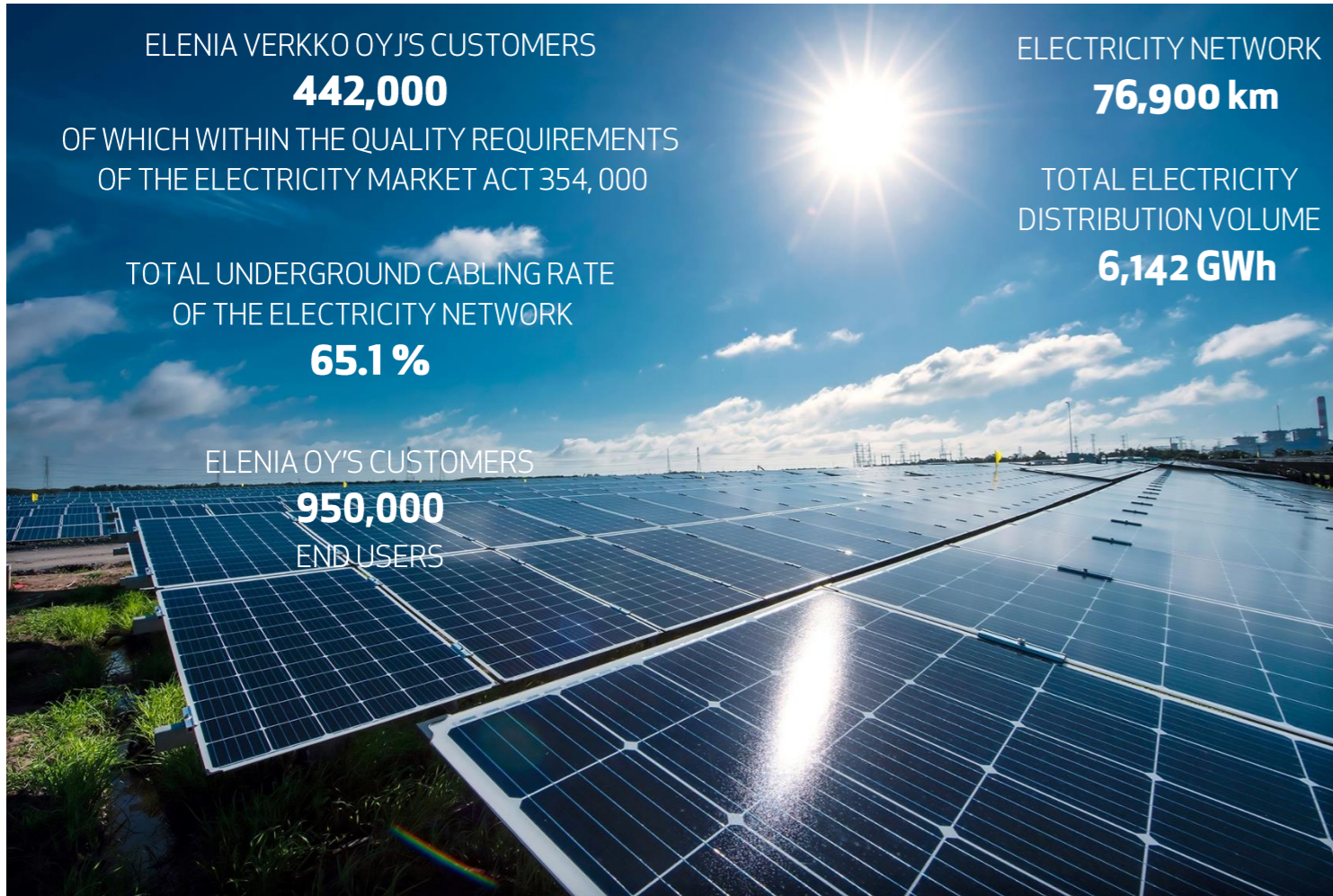
Notes to the consolidated financial statements

1 Accounting policies	20
2 Operating profit	22
3 Investments and lease commitments	28
4 Capital structure and financial items	35
5 Consolidation	45
6 Other notes	47

Parent company financial statements 55

Signatures to the financial statements	66
Auditor's report	67
Elenia oy board of directors	69

GROUP KEY FIGURES 2024

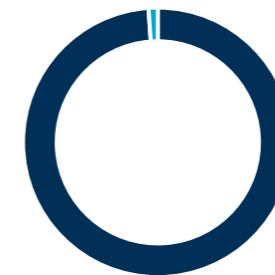


REVENUE BREAKDOWN, M€



■ Elenia Verkkö Oy 339.4 (316.4) ■ Elenia Oy 8.4 (10.5)

ELENIA GROUP'S INVESTMENTS, M€



■ Elenia Verkkö Oy 133.9 (140.5) ■ Elenia Oy 1.5 (3.4)

CONTENTS

ELENIA	
Elenia at your service	2
CEO's review	3
Theme article	5
Group key figures	8
Strategy	9
Stakeholder advisory committee	10
REPORT OF THE BOARD OF DIRECTORS	
Consolidated financial statements	16
Consolidated statement of profit or loss	16
Consolidated statement of comprehensive income	16
Consolidated statement of financial position	17
Consolidated statement of cash flows	18
Consolidated statement of changes in equity	19
Notes to the consolidated financial statements	
1 Accounting policies	20
2 Operating profit	22
3 Investments and lease commitments	28
4 Capital structure and financial items	35
5 Consolidation	45
6 Other notes	47
Parent company financial statements	55
Signatures to the financial statements	66
Auditor's report	67
Elenia oy board of directors	69

ELENIA'S STRATEGY

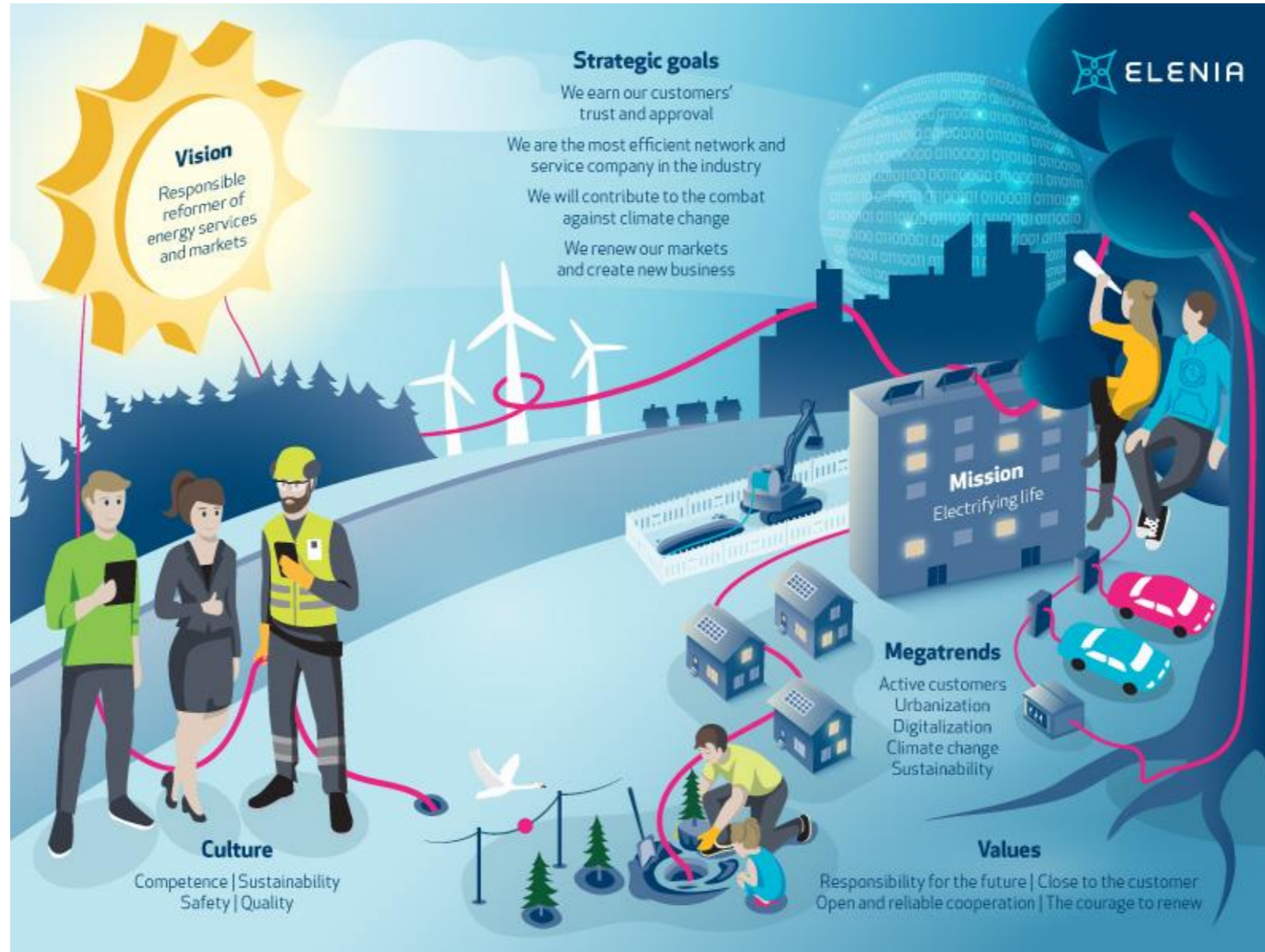
SUCCESS FACTORS

NETWORK BUSINESS

- We utilize digitalization in our operational processes efficiently and innovatively
- We improve our security of supply taking into account customer needs
- We strive to influential and customer-minded stakeholder collaboration
- We provide a Smart Grid for our customers and electricity market participants
- We renew the services and practices of the industry together with our partners

SERVICE BUSINESS

- We provide the best service experience
- We are the most efficient and high quality network builder
- We promote market digitalisation and create new services



ELENIA'S STRATEGY

CONTENTS

ELENIA	
Elenia at your service	2
CEO's review	3
Theme article	5
Group key figures	8
Strategy	9
Stakeholder advisory committee	10
REPORT OF THE BOARD OF DIRECTORS	
Consolidated financial statements	16
Consolidated statement of profit or loss	16
Consolidated statement of comprehensive income	16
Consolidated statement of financial position	17
Consolidated statement of cash flows	18
Consolidated statement of changes in equity	19
Notes to the consolidated financial statements	
1 Accounting policies	20
2 Operating profit	22
3 Investments and lease commitments	28
4 Capital structure and financial items	35
5 Consolidation	45
6 Other notes	47
Parent company financial statements	55
Signatures to the financial statements	66
Auditor's report	67
Elenia oy board of directors	69

STAKEHOLDERS ADVISORY COMMITTEE

Committee to boost Elenia's stakeholder cooperation

The tightening of the European security environment has highlighted the importance of maintaining Finland's self-sufficiency in energy and ensuring the security of supply of the energy system. The development of Elenia's smart grid services implements Finland's national targets in the energy market. Open and constructive continuous interaction with our stakeholders is very important.

Elenia's Stakeholder Committee, established in 2022, meets 2–3 times a year to discuss topical themes. We provide the Stakeholder Committee with information about our sustainability and development work, discuss the development of the electricity market and hear the views of the Committee members on how we can further improve our services, taking into account the needs and expectations of both customers and society.

The Stakeholder Committee does not make decisions concerning the company, and it has no business responsibilities or official status in the organisation.

It works in an advisory role with the company's senior management. The company does not pay salary or remuneration to the Committee members but reimburses the travel and accommodation expenses incurred by their participation in the Committee work.

Elenia's Stakeholder Advisory Committee members

- Anneli Jäätteenmäki, former Prime Minister and Member of Parliament, Centre Party
- Johannes Koskinen, Member of Parliament, Social Democratic Party
- Marju Silander, Executive Director, Finnish Home Owners' Association
- Pekka Verho, Professor of Electrical Power Engineering, Tampere University
- Petri Pylsy, Leading Specialist, Finnish Real Estate Federation
- Sofia Vikman, Member of Parliament, National Coalition Party
- Petri Malinen, Economist, Suomen Yrittäjät

Elenia's representatives:

- Jorma Myllymäki, CEO
- Tapani Liuhala, Chairman of the Board
- Sanni Harala, Chief Customer and Stakeholder Officer

CONTENTS

ELENIA

Elenia at your service	2
CEO's review	3
Theme article	5
Group key figures	8
Strategy	9
Stakeholder advisory committee	10

REPORT OF THE BOARD OF DIRECTORS 11

Consolidated financial statements	16
Consolidated statement of profit or loss	16
Consolidated statement of comprehensive income	16
Consolidated statement of financial position	17
Consolidated statement of cash flows	18
Consolidated statement of changes in equity	19

Notes to the consolidated financial statements

1 Accounting policies	20
2 Operating profit	22
3 Investments and lease commitments	28
4 Capital structure and financial items	35
5 Consolidation	45
6 Other notes	47

Parent company financial statements 55

Signatures to the financial statements	66
Auditor's report	67
Elenia oy board of directors	69

REPORT OF THE BOARD OF DIRECTORS 2024

ELENIA GROUP'S BUSINESS OPERATIONS

Elenia Group ("Elenia") consisted of Elenia Oy (the parent company) and its fully owned subsidiary Elenia Verkko Oyj¹.

Elenia Group is engaged in three businesses, of which electricity distribution is the Group's core business and constitutes the majority of the Group's revenue. In the Group structure, Elenia Verkko Oyj ("network business") owns and operates an electricity distribution network. Additionally, Elenia Oy engages in the customer service business ("customer service business") and procurement, construction and project management business ("construction business") (collectively referred to as "service business"). During 2023 Elenia sold a business that built and operated a passive fibre-to-the-home network ("fibre business"), the transaction was closed 31 December 2023.

FINANCIAL PERFORMANCE

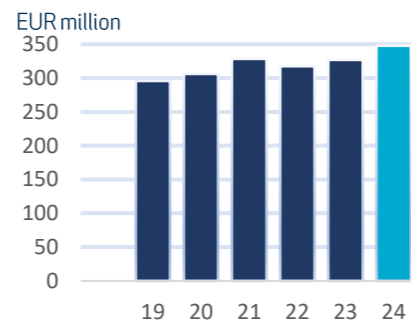
Elenia Group's revenue in 2024 was EUR 347.8 million (EUR 326.9 million in 2023). Revenue increased by EUR 20.9 million (6.4%). The main reasons behind the higher revenues were the increased distribution volumes and the tariff increases of approximately 5.8% (post-tax) effective from the beginning of May 2023 and approximately 3.5%² effective from the beginning of September 2024. In 2024, the electricity consumption increased primarily due to cold winter weather during the first quarter of 2024, but we also saw the partial return of normal consumption patterns as the electricity prices have returned to the pre-crisis levels but with higher price volatility.

EBITDA was EUR 235.0 million for the financial year (EUR 217.6 million in 2023). EBITDA increased by EUR 17.4 million (8.0%). The main drivers for the EBITDA improvement were the higher volumes and the tariff increases. EBITDA excluding items affecting comparability was EUR 233.4 million for the financial year (EUR 216.5 million in 2023). The items affecting comparability mainly consisted of exceptionally grid fee rebates³ and exceptional storm costs, and to a lesser degree non-recurring costs

¹ In addition, Elenia Verkko Oyj has a wholly-owned subsidiary Elenia Innovations Oy, which had no business operations in 2024.

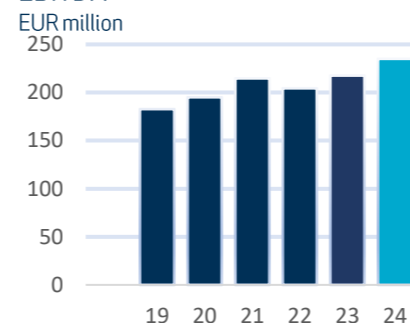
² Post-tax increase, however excluding the impact of VAT increase that took place at the same time.

REVENUE

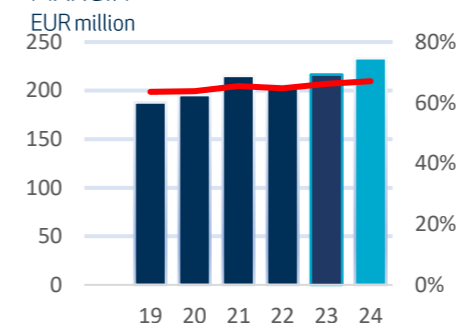


related to the ongoing market court cases and exceptionally high electricity prices (to cover grid losses).

EBITDA



EBITDA* AND EBITDA MARGIN*



* excluding items affecting comparability

MEUR	2024	2023	Change %
Revenue	347,8	326,9	6,4
EBITDA	235,0	217,6	8,0
EBITDA excluding items affecting comparability	233,4	216,5	7,8
EBITDA margin (excluding items affecting comparability)	67,1%	66,2%	0,9 %-points

³ In September in 2023 and May in 2024, Fingrid announced that it will not charge grid fees from the distribution system operators in January, February, and June in 2024. In 2023 Fingrid did not charge fees in

July, November and December, in addition to January, February, and June.

CONTENTS

ELENIA	
Elenia at your service	2
CEO's review	3
Theme article	5
Group key figures	8
Strategy	9
Stakeholder advisory committee	10
REPORT OF THE BOARD OF DIRECTORS	11
Consolidated financial statements	16
Consolidated statement of profit or loss	16
Consolidated statement of comprehensive income	16
Consolidated statement of financial position	17
Consolidated statement of cash flows	18
Consolidated statement of changes in equity	19
Notes to the consolidated financial statements	
1 Accounting policies	20
2 Operating profit	22
3 Investments and lease commitments	28
4 Capital structure and financial items	35
5 Consolidation	45
6 Other notes	47
Parent company financial statements	55
Signatures to the financial statements	64
Auditor's report	65
Elenia oy board of directors	67

BUSINESS REVIEW – NETWORK BUSINESS

Elenia Verkkö Oyj is Finland’s second-largest electricity distribution system operator (DSO) with a 18 % market share in terms of total length of the network and 12% market share in terms of the number of customers. The company has a regional monopoly position, and it serves all customers in the geographical areas defined in the license granted by the Energy Authority (EA). The license holder has the exclusive right to build and operate an electricity distribution network in its geographical area of responsibility.

With an electricity network of approximately 76,900 kilometres, Elenia Verkkö Oyj supplies electricity to 442,000 end users. In addition to residential customers, key customer segments include industrial, service, construction and public sectors. The company has operations in more than 100 cities and municipalities spanning a geographical area of nearly 600 km in length across central Finland, from Southern Häme to Northern Ostrobothnia.

During the financial year, Elenia’s network business distributed 6.142 GWh of electricity, compared to 6,037 GWh in the previous year. The distribution volume increased by 105 GWh (1.74 %). The increase is mostly attributable to the cold winter weather during the first quarter of 2024.

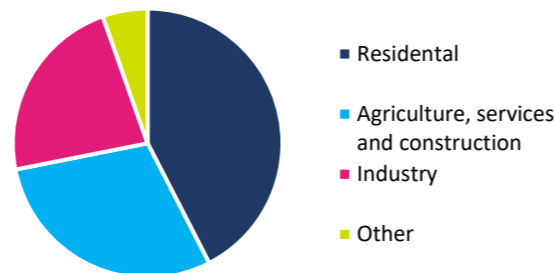
Revenue from the network business was EUR 341.1 million (EUR 317.9 million in 2023). Revenue increased by EUR 23.2 million (7.3%) driven by distribution volume increase and tariff increases. The EBITDA of the network business was EUR 233.4 million (EUR 213.2 million in 2023). EBITDA increased by EUR 20.2 million (9.5%). The positive EBITDA development was driven by the said higher volumes and tariff increases. Additionally, the temporary grid fee rebates contributed to the positive EBITDA performance.

In 2024 Elenia suffered from several smaller storms and incurred one major power disruption i.e. Storm Jari (20–25 November 2024). Storm Jari caused 2,000 fault repair tasks in our network and impacted approximately 130,000 customers. It caused the most severe damages to our network in nine years. At the worst moment, there were 29,800 customers without electricity. There were 19,200 customers with an outage longer than 12 hours and 10,100 customers with an outage longer than 24 hours. While most of the customers got power back reasonably quickly, but the longest outages were almost five days, which

⁴ Pursuant to the EMA, which was amended in 2021, by the end of 2036, all customers (100%) must be connected to a secure network where outages caused by storms or snow cannot last more than 6 hours in zoned

CUSTOMER SEGMENTS AND DISTRIBUTION, ELENIA VERKKO OYJ

ENERGY BY CUSTOMER SEGMENT



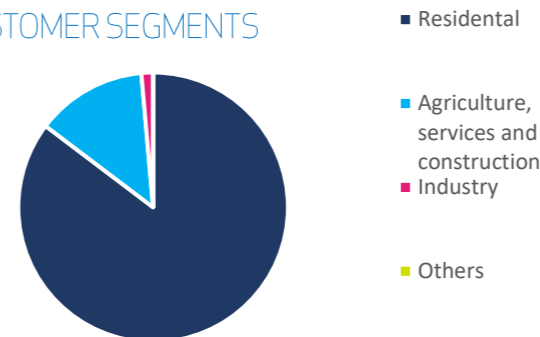
illustrates the need to still improve security of supply and continue the capex rollout. The total costs of Storm Jari were EUR 7.8 million, consisting of mandatory customer compensations of EUR 4.0 million with other costs (mainly repair costs but also voluntary compensations) of EUR 3.8 million. Storm Jari is categorised as class 4 storm and the costs will be treated as exceptional and non-recurring for purposes of calculating EBITDA excluding items affecting comparability as well as in the covenant calculations.

The SAIDI (System Average Interruption Duration Index) was 196 minutes due to the storms (95 minutes in 2023). Excluding the influence of Jari storm, the result was 94 minutes. SAIFI (System Average Interruption Frequency Index) was 3.0 interruptions per customer and excluding storm Jari excellent 2.4 interruptions per customer. The number of short interruptions (less than 3 minutes) per customer was 4.0.

The Electricity Market Act (“EMA”) states that 100% of customers must be within the scope of the quality requirements by the end of 2036⁴. Elenia has sought to achieve this target by increasing the underground cabling rate to 90 % by the end of 2036. The investment plan of Elenia’s network business is designed to improve the security of supply via underground cabling. Since 2009, Elenia has built only weatherproof distribution lines. At the end of the year, 65.1 % of Elenia’s network was underground, compared to 63.8 % at the end of 2023.

areas and not more than 36 hours in other areas. For Elenia, 75% of customers must be connected to a secure network by the end of 2023, and 100% by the end of 2036. The previous deadline for the quality

CUSTOMER SEGMENTS



At the end of the year, 83.4 % of the customers of Elenia’s network business were within the scope of the quality requirements stipulated by the EMA. The corresponding figure at the end of 2023 was 82%. While the main focus in the development of the security of supply is on underground cabling, Elenia also seeks to improve the security of supply by other means. In 2020, a battery pack was successfully deployed in the Kuru area to provide electricity to local households in case of an outage. Elenia is investing into two additional battery packs, which should be commissioned during 2025.

Elenia invested EUR 133.9 million in developing electricity networks during the financial year. In 2023, the corresponding investments amounted to EUR 140.5 million. Elenia Verkkö Oyj cut its investments significantly in 2023 as the result of the sudden mid-period change to the regulatory methods by the EA and investments were maintained at the lower level due to the changes to the regulatory methods that the EA made for the sixth and seventh regulatory periods.

In June 2024 Elenia submitted to the EA its statutory network development plan. Elenia’s capex requirements to replace aging overhead lines and improve the security of supply exceeds EUR 1,900 million by 2036. Additionally, green transition related capex is expected to amount to approximately EUR 500 million by 2036. This capex includes for example the deployment of smart meters, increase of the network capacity to enable

requirements was the end of 2028, which still applies to some network companies (whose underground cabling rate was over 60% at the end of 2018).

CONTENTS

ELENIA	
Elenia at your service	2
CEO’s review	3
Theme article	5
Group key figures	8
Strategy	9
Stakeholder advisory committee	10
REPORT OF THE BOARD OF DIRECTORS	
Consolidated financial statements	16
Consolidated statement of profit or loss	16
Consolidated statement of comprehensive income	16
Consolidated statement of financial position	17
Consolidated statement of cash flows	18
Consolidated statement of changes in equity	19
Notes to the consolidated financial statements	
1 Accounting policies	20
2 Operating profit	22
3 Investments and lease commitments	28
4 Capital structure and financial items	35
5 Consolidation	45
6 Other notes	47
Parent company financial statements	55
Signatures to the financial statements	66
Auditor’s report	67
Elenia oy board of directors	69

connection of wind and solar power and electrification of transportation, heating and industrial processes.

Elenia has cut its investments in the coming years, in 2025 by approximately EUR 40 million, compared to the network development plan submitted to the EA in June 2022. At the same time, the investment need is the highest in Elenia's history driven by continuing security of supply investments along with investments to broaden and strengthen the network to enable green transition.

As part of the 2022 network development plan, Elenia was required for the first time to organise a public hearing for its customers and stakeholders on the network development plan. One of the findings of the hearing was that 85% of the customers think that 12 hours is the maximum acceptable outage length, which is significantly shorter than the 36-hour limit set in EMA for 2036.

In 2024, 271 MW of new wind power capacity (300 MW in 2023) and 2,507 new solar panel installations (4,865 in 2023), representing capacity increase 28 MW, were connected to Elenia's distribution grid. At the end of 2024, the wind power capacity connected to Elenia's network totalled 1517 MW. At the end of 2024, the solar power installations connected to Elenia's network totalled 18,514 representing generation capacity of 178 MW. The renewable electricity generated to Elenia's network totalled 3,973 GWh. In relation to the electricity distributed to

Elenia's customers, the renewable production was increased to 65%.

There is a clear increase among our corporate customers in industrial electrification solutions and interest in battery solutions. For the consumer customers there is a clear increase in the solar panel installations, electric vehicle charging, rechargeable home batteries, and the interest towards real-time electricity consumption data, our online services and Elenia Aina. For corporate customers the interest is driven by the green transition and the need to move away from fossil-fuel based solutions (such as natural gas) and for consumer customers the interest is driven additionally by the very high volatility in electricity prices.

Elenia Verkkö Oyj continued to develop its asset management system according to the international standard ISO 55001:2014. The requirements ISO 55001 guide the construction, operation, maintenance and repairs of Elenia's electricity network. This ensures that the company will continue to operate, maintain and upgrade its electricity network in order to respond to its customers' needs. The standards also require that suppliers and service providers commit to responsible, high-quality operations. The asset management system of Elenia's network business was recertified in November 2022 by LRQA and the second surveillance visit was in 2024.

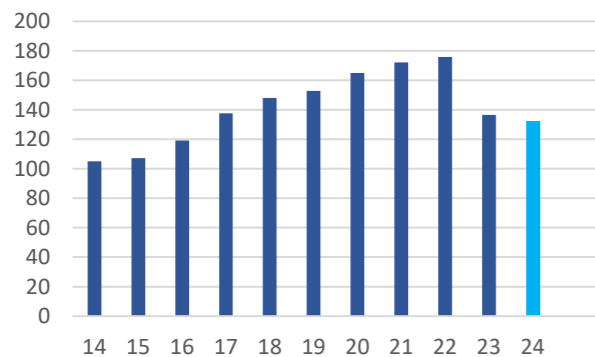
The EA oversees the operations of Finnish distribution system operators. The regulation is based on four-year regulatory periods. The past year was the first year of the sixth regulatory

period (2024–2027). Elenia received a new regulatory decision on 29 December 2023 regarding the regulatory methods that are in force for two consecutive regulatory periods: sixth regulatory period from 1 January 2024 until 31 December 2027 and seventh regulatory period from 1 January 2028 until 31 December 2031.

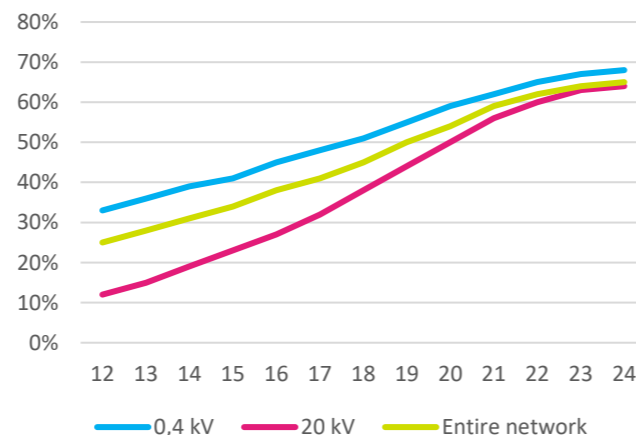
There are numerous changes in the new regulatory methods compared to the previously applied methods. The key changes to the previous methods include freezing of the asset base to 2022 construction costs and the calculation of industry wide unit prices. The changes compared to the previous methods were significant and in Elenia's view unnecessary, sudden and unjustified. Elenia appealed the methods to the market court and the verdict is expected in the first half of 2025. Regardless of the outcome of the case, it is very likely that the losing party will appeal to the Supreme Administrative Court, which means that the outcome of the proceedings will not be known until 2026, the earliest.

Concurrently with the market court case related to the regulatory methods for the sixth and the seventh regulatory period, Elenia and other Finnish DSOs have another market court case related to sudden mid-period change to the regulatory methods for 2022 and 2023, which is still pending. Again, there is a high likelihood of a further appeal to the Supreme Administrative Court, which means that the outcome of the proceedings will not be known until 2026, the earliest.

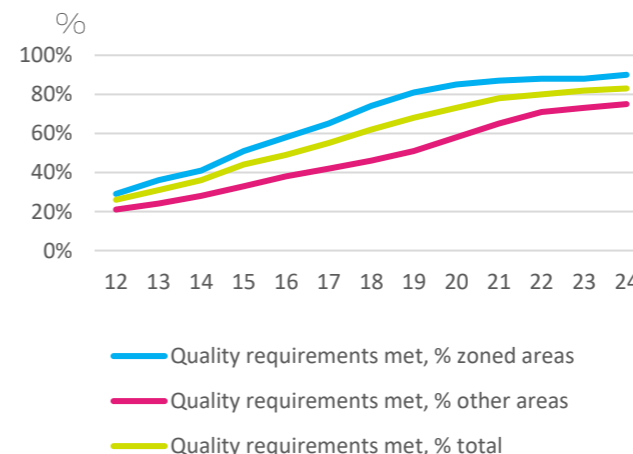
TOTAL INVESTMENTS IN ELECTRICITY NETWORK 2014-2024, M€



UNDERGROUND CABLING RATE 2012-2024, %



CUSTOMERS COVERED BY THE QUALITY REQUIREMENTS 2012-2024, %



CONTENTS

ELENIA	
Elenia at your service	2
CEO's review	3
Theme article	5
Group key figures	8
Strategy	9
Stakeholder advisory committee	10
REPORT OF THE BOARD OF DIRECTORS	
Consolidated financial statements	16
Consolidated statement of profit or loss	16
Consolidated statement of comprehensive income	16
Consolidated statement of financial position	17
Consolidated statement of cash flows	18
Consolidated statement of changes in equity	19
Notes to the consolidated financial statements	
1 Accounting policies	20
2 Operating profit	22
3 Investments and lease commitments	28
4 Capital structure and financial items	35
5 Consolidation	45
6 Other notes	47
Parent company financial statements	55
Signatures to the financial statements	64
Auditor's report	65
Elenia oy board of directors	67

In 2024 the reasonable rate of return was 7.37 % and for 2025 the EA has confirmed that the reasonable rate of return is 7.20 %.

BUSINESS REVIEW – SERVICE BUSINESS

The year 2024 was a transformational year for Elenia’s service business. Elenia sold its fiber business at end of 2023, and in 2024 Tampereen Energia sold its electricity sales business to Väre Oy, which results in lower business volumes for Elenia. Due to these changes, the service business was reorganised in the autumn. Elenia’s target is to continue the growth also through introduction of new customers. Towards the end of the year, Elenia won the tender for providing customer service to Porin Energia, which will be positively reflected on Elenia’s service volumes.

The construction business also progressed according to plan, with volumes broadly in line with the previous year. The change in the regulatory methods led to significant uncertainty regarding Elenia’s business and investment environment, which is also reflected in all contracting procurements and Elenia’s contracting partners’ business during 2024.

Matters related to sustainability have played an important role also in Elenia’s partnership management and the development of Elenia’s supply chain. Elenia and an increasing number of its partner companies are committed to the international Science Based Targets (SBTi). In 2024, over 37 % of Elenia’s annual spend was purchased from companies who were committed to the SBTi, up from 30 % end of 2023.

Elenia initiated various energy transition-related multi-year high voltage network projects in 2024. Clean energy projects and a national security of energy supply require significant investments in the development of electricity distribution networks. Elenia’s large substation and high voltage network investments will be critically important in all of this in the coming years.

The service business revenue was EUR 143.9 million (EUR 146.3 million in 2023). The decline in revenue was attributable to the lower capex in 2024 driven by the change into the regulatory methods. The EBITDA of the service business was EUR 24.5 million (EUR 23.7 million in 2023).

The most significant development project in the service business is project ARMI, the installation of next-generation remote-readable electricity meters. The new meters will replace most of Elenia’s existing electricity meters, totalling over 440,000, during the period 2021–2026. The next-generation electricity meters provide market participants with access to more real-time data on electricity consumption and enable the implementation of demand response services utilising the smart grid. At the end of 2024 approximately 331.500 new meters have been installed, up from 215,000 meters at the end of 2023.

FINANCING

Elenia Group’s financing activities are centralised into Elenia Verkko Oyj. In 2024, Elenia Verkko Oyj did not issue any new bonds (no new bonds were issued in 2023). The Group’s solvency and liquidity remain very strong. At the end of the financial year, cash and cash equivalents amounted to EUR 43 million (EUR 60 million at the end of 2023).

Bonds issued by Elenia Verkko Oyj are listed at London Stock Exchange. The bonds and notes issued by Elenia Verkko Oyj have BBB (Stable) credit rating from S&P Global Ratings.

The Group’s credit facilities consist of a EUR 250 million Capex Facility, a EUR 50 million Working Capital Facility and a EUR 70 million Liquidity Facility that were renewed in 2023 and extended by one year in 2024. The first two mature in May 2029 and they both have a one-year extension option. These facilities also have for the first time a sustainability linkage, meaning that Elenia’s performance on LTIF, SAIDI and CO₂ emissions will in the future determine the margin that Elenia pays on these facilities. The five-year Liquidity Facility matures in May 2029 and it is renewed annually. All of the credit facilities were entirely undrawn at year end of 2024 (as was the case at the end of 2023).

During 2024 Elenia solicited consent from the secured creditors to make certain amendments to its finance documents to improve risk management and financing flexibility to reflect changes in market conditions. The amendments included lowering of the hedging ratio requirement, having more flexibility to invest excess cash, and the possibility to have dedicated overdraft facilities and issue Euro commercial money market papers. Approximately 98% of the secured creditors voted in favour of the proposal meaning it was duly passed.

accordance with the requirements of the Common Terms Agreement (CTA) to mitigate the impact of the IFRS 15 standard, which became effective on 1 January 2018 obliging Elenia to change the revenue recognition of connection charges. The change affected only figures such as EBITDA that are reported in accordance with IFRS, it had no impact on FAS, taxes,

Elenia Group has two financial covenants in its financing agreements: Interest Coverage Ratio (ICR) and Leverage Ratio (LR). For each relevant period until 31 December 2027 (“the First Ratio Adjustment period”⁵), the trigger event ratio levels are 1.46x for ICR and 10.18x for LR and the default ratios are 0.96x for ICR and 11.33x for LR. At the end of 2024, the ICR and LR were 4.59x and 8.15x, respectively. At end of 2023, the corresponding levels were 4.53x and 8.73x. Elenia Group is in compliance with the financial covenants. Elenia always retains adequate headroom to both financial covenants on a historical and forward-looking basis.

EMPLOYEES

Elenia’s number of employees increased moderately in 2024.

	31 Dec 2024	31 Dec 2023
Elenia Group ⁶	FTE 300	FTE 297

At the year-end, the total FTE of Elenia Group was 300 (297 in 2023). However, the total employment impact of the Group and its external subcontractor’s network is approximately 1,000 people.

In 2024, we continued the safety TUISKU project, which was originally launched in 2022 to promote and improve the safety culture in cooperation with our partners. We have launched the Safety Academy, which further strengthens and deepens the safety behaviour and activities of our people and partners.

We continued to systematically develop our people’s competencies and training as the ongoing energy transition changes in job demands. At the end of the year, we launched the third Expert Academy training programme with Aalto University. The first two Expert Academies took place in 2022 and 2023 and they were developed from the Leader Academy organised in 2020. In addition, we have produced topical Elenia Academy webinars for our people on topics such as equality, resilience, recovery and cybersecurity. In our recruitment, we are taking diversity into account. In our collaboration with educational institutions, we emphasise utilisation of the latest technology in our business. We offer internships and thesis opportunities to students throughout the year.

cash flows or regulatory accounting.

⁶ Comprises all of the employees of Elenia Oy, Elenia Verkko Oyj and Elenia Group Oy.

⁵ Elenia’s financing is based on three core financial documents and all financiers are parties to these agreements. These documents are the Common Terms Agreement (CTA), the Security Trust and Intercreditor Deed (STID) and the Master Definitions Agreement (MDA). In 2018, the trigger event and event of default levels for both ICR and LR were amended in

CONTENTS

ELENIA

Elenia at your service 2

CEO’s review 3

Theme article 5

Group key figures 8

Strategy 9

Stakeholder advisory committee 10

REPORT OF THE BOARD OF DIRECTORS 11

Consolidated financial statements 16

Consolidated statement of profit or loss 16

Consolidated statement of comprehensive income 16

Consolidated statement of financial position 17

Consolidated statement of cash flows 18

Consolidated statement of changes in equity 19

Notes to the consolidated financial statements

1 Accounting policies 20

2 Operating profit 22

3 Investments and lease commitments 28

4 Capital structure and financial items 35

5 Consolidation 45

6 Other notes 47

Parent company financial statements 55

Signatures to the financial statements 64

Auditor’s report 65

Elenia oy board of directors 67

business. We offer internships and thesis opportunities to students throughout the year.

For more information on Elenia's personnel, please see our sustainability report at www.elenia.com.

ACQUISITIONS AND DIVESTMENTS

There were no acquisitions or divestments during the financial year

CORPORATE GOVERNANCE

Elenia Oy's Board of Directors has eight members: Timo Rajala (Chairman and board member until end of March), Tapani Liuhala (Chairman from April 1st), Sirpa Ojala, Mark Braithwaite, Philip Swift, Michael Pfennig, Eduard Fidler, Jorma Myllymäki and Tommi Valento (from April 1st). There were no other changes to the board during the fiscal year. The Board of Directors met eight times during the financial year.

The Board has three committees: the audit and risk committee, the remuneration and nomination committee and the safety, health, environment and security committee. The audit and risk committee was chaired by Mark Braithwaite and its other members are Sirpa Ojala and Eduard Fidler. The remuneration and nomination committee was chaired by Timo Rajala until end of March and Tapani Liuhala thereafter and its other members are Mark Braithwaite, Michael Pfennig and Sirpa Ojala. The safety, health, environment and security committee was chaired by Philip Swift, and its other members are Sirpa Ojala, Jorma Myllymäki and Eduard Fidler.

Effective April 1st 2024, Jorma Myllymäki became the CEO of Elenia. At the end of the year, the Group's management team consisted of Jorma Myllymäki (CEO), Tommi Lähdeaho (Chief Operating Officer of network business), Sanni Harala (Chief Customer and Stakeholder Officer), Ville Sihvola (Vice President in charge of the service business and Deputy CEO of Elenia Oy), Jarkko Kohtala (Chief Procurement and Construction Officer), Heini Kuusela-Opas (Chief Communications Officer), Harri Happonen (CIO) and Tommi Valento (CFO). During the year Jenni Siironen Mäkinen (Chief HR Officer) resigned.

AUDITOR

Elenia Oy's auditor is Ernst & Young Oy, with Miikka Hietala, Authorised Public Accountant, as the auditor with principal responsibility.

SHARES

Elenia Oy has two hundred and fifty (250) outstanding shares. Each share entitles the holder to one vote at the Annual General Meeting and carries equal rights to dividends.

CORPORATE RESPONSIBILITY AND SUSTAINABILITY

Please see Elenia's sustainability report at www.elenia.com.

RISK MANAGEMENT

Please see Elenia's sustainability report at www.elenia.com.

CYBER SECURITY AND IT

In 2024, geopolitical situation in the Europe highlighted the importance of preparedness against cyber threats within critical infrastructure. Elenia was active both in internal cyber security development and in national forums and events such as the Nordic Pine, a joint exercise with NATO dedicated to deeper understanding of the energy-hybrid threats and infrastructural resilience. ISO/IEC 27001 certificate for information security management was successfully renewed and updated to the latest standard version.

From the operational development viewpoint, preparedness for reliable demand flexibility was one of the key themes in Elenia's digital development. Elenia was the first Finnish DSO to launch an easy-to-use digital service to enable customers to optimize their electricity consumption based on electricity market price. This development was based on Elenia's renewal of Automatic Meter Reading technology, providing fast bi-directional connectivity and near real-time communication.

SIGNIFICANT EVENTS AFTER THE BALANCE SHEET DATE

Sanna Murtojärvi has been appointed as Chief People Officer and member of the management team effective January 1st 2025.

Elenia has entered into an EUR 100 million loan agreement with the Nordic Investment Bank ("NIB"). The loan will be used to finance part of Elenia's investment programme that is

designed to improve the security of supply and enable green transition. The loan has been fully drawn.

OUTLOOK

Electrification and green transition will continue in Finland and in Elenia's network. Elenia expects to connect more renewable energy to its network in 2025. Also, the number of batteries connected to Elenia's network is expected to increase in 2025 both at the industrial as well as consumer level. Elenia will continue to roll out its capex program albeit at a lower pace than previously envisaged. The network capex is estimated to be approximately EUR 135 million in 2025.

THE BOARD OF DIRECTORS' PROPOSAL FOR DISTRIBUTION OF PROFITS

The Board of Directors proposes no dividend be distributed. However, the Board of Directors proposes repayment of EUR 41,200,000 of equity from the unrestricted equity reserves (in Finnish sijoitetun vapaan oman pääoman rahasto). The distributable funds prior to the repayment are approximately EUR 1,603,811,000. There haven't been any material changes in the financial standing of the company since the balance sheet date. The liquidity position is good, and the proposed repayment will not compromise the company's liquidity.

CONTENTS

ELENIA	
Elenia at your service	2
CEO's review	3
Theme article	5
Group key figures	8
Strategy	9
Stakeholder advisory committee	10
REPORT OF THE BOARD OF DIRECTORS 11	
Consolidated financial statements	16
Consolidated statement of profit or loss	16
Consolidated statement of comprehensive income	16
Consolidated statement of financial position	17
Consolidated statement of cash flows	18
Consolidated statement of changes in equity	19
Notes to the consolidated financial statements	
1 Accounting policies	20
2 Operating profit	22
3 Investments and lease commitments	28
4 Capital structure and financial items	35
5 Consolidation	45
6 Other notes	47
Parent company financial statements	55
Signatures to the financial statements	66
Auditor's report	67
Elenia oy board of directors	69

CONSOLIDATED FINANCIAL STATEMENTS 2024

CONSOLIDATED STATEMENT OF PROFIT OR LOSS

for the year ended 31 December 2024

EUR 1,000	Liite	1 Jan - 31 Dec 2024	1 Jan - 31 Dec 2023
Revenue	2.1.1	347 849	326 948
Other operating income	2.2.1	2 727	4 800
Materials and services		-68 843	-73 412
Employee benefit expenses	2.3.3	-17 596	-17 037
Depreciation, amortisation and impairment	3	-96 527	-93 448
Other operating expenses	2.3.1	-29 146	-23 701
Operating profit		138 463	124 150
Finance costs		2 147	2 331
Finance income and costs		-52 951	-48 532
Finance income and costs	4.1	-50 805	-46 201
Profit before tax		87 659	77 949
Income tax	6.1.1	-16 972	-14 819
Profit for the year		70 686	63 130

The accompanying notes are an integral part of these consolidated financial statements.

CONSOLIDATED STATEMENT OF COMPREHENSIVE INCOME

EUR 1,000	1 Jan - 31 Dec 2024	1 Jan - 31 Dec 2023
Profit for the year	70 686	63 130
Other comprehensive income		
Other comprehensive income not to be reclassified to profit or loss in subsequent years:		
Re-measurement gains on defined benefit plans	68	-14
Income tax effect	-14	3
Other comprehensive income / (loss) for the year after tax	55	-12
Total comprehensive profit for the year	70 741	63 119

CONTENTS

ELENIA	
Elenia at your service	2
CEO's review	3
Theme article	5
Group key figures	8
Strategy	9
Stakeholder advisory committee	10
REPORT OF THE BOARD OF DIRECTORS	11
Consolidated financial statements	16
Consolidated statement of profit or loss	16
Consolidated statement of comprehensive income	16
Consolidated statement of financial position	17
Consolidated statement of cash flows	18
Consolidated statement of changes in equity	19
Notes to the consolidated financial statements	
1 Accounting policies	20
2 Operating profit	22
3 Investments and lease commitments	28
4 Capital structure and financial items	35
5 Consolidation	45
6 Other notes	47
Parent company financial statements	55
Signatures to the financial statements	66
Auditor's report	67
Elenia oy board of directors	69

CONSOLIDATED STATEMENT OF FINANCIAL POSITION

as at 31 December 2024

EUR 1,000	Note	31 Dec 2024	31 Dec 2023
Assets			
Non-current assets			
Property, plant and equipment	3.1	1 631 546	1 613 872
Goodwill	3.2	417 823	417 823
Intangible assets	3.2	29 256	30 498
Right-of-use assets	3.1, 3.3	1 724	2 385
Other non-current financial assets		194	194
Other non-current receivables		1 322	1 877
Deferred tax assets	6.1.2	31 630	26 170
Total non-current assets		2 113 496	2 092 819
Current assets			
Trade receivables	2.1.4	16 318	20 391
Other current receivables	2.1.4	46 916	45 059
Cash and cash equivalents		42 745	60 161
Total current assets		105 979	125 610
Total assets		2 219 475	2 218 430

The accompanying notes are an integral part of these consolidated financial statements.

EUR 1,000	Note	31 Dec 2024	31 Dec 2023
Equity and liabilities			
Equity			
Share capital	4.4	3	3
Unrestricted equity	4.4	-602 262	-548 274
Retained earnings	4.4	525 615	457 874
Total equity		-76 645	-90 397
Non-current liabilities			
Loans from financial institutions	4.2	250 000	250 000
Bonds and notes	4.2	1 685 033	1 684 021
Lease liabilities	3.3	957	2 081
Employee benefit liability	6.2	103	198
Provisions	2.3.4	6 325	6 521
Liabilities related to contracts with customers	2.1.3	56 095	47 663
Other long-term liabilities	2.3.3	1 112	1 365
Deferred tax liabilities	6.1.2	194 945	175 005
Total non-current liabilities		2 194 569	2 166 854
Current liabilities			
Lease liabilities	3.3	834	356
Trade payables	2.3.2	14 774	12 961
Liabilities related to contracts with customers	2.1.3	2 184	1 825
Other current liabilities	2.3.2	83 759	126 833
Total current liabilities		101 551	141 973
Total equity and liabilities		2 219 475	2 218 430

CONTENTS

ELENIA

Elenia at your service	2
CEO's review	3
Theme article	5
Group key figures	8
Strategy	9
Stakeholder advisory committee	10

REPORT OF THE BOARD OF DIRECTORS

Consolidated financial statements	16
Consolidated statement of profit or loss	16
Consolidated statement of comprehensive income	16
Consolidated statement of financial position	17
Consolidated statement of cash flows	18
Consolidated statement of changes in equity	19
Notes to the consolidated financial statements	
1 Accounting policies	20
2 Operating profit	22
3 Investments and lease commitments	28
4 Capital structure and financial items	35
5 Consolidation	45
6 Other notes	47
Parent company financial statements	55
Signatures to the financial statements	66
Auditor's report	67
Elenia oy board of directors	69

CONSOLIDATED STATEMENT OF CASH FLOWS

for the year ended 31 December 2024

1 000 EUR	1 Jan - 31 Dec 2024	1 Jan - 31 Dec 2023	1 000 EUR	1 Jan - 31 Dec 2024	1 Jan - 31 Dec 2023
Operating activities			Investing activities		
Profit for the year	70 686	63 130	Capital expenditure	-108 572	-122 865
Adjustments to reconcile profit to net cash flows			Changes in investments	150	7
Depreciation, amortisation and impairment	96 527	93 448	Proceeds from sale of business	0	13 000
Gains and losses on the disposal of non-current assets	-63	0	Net cash flows used in investing activities	-108 422	-109 858
Finance income	-2 147	-2 331	Owners' equity investment		
Finance costs	52 951	48 532	Proceeds from long-term borrowings	0	100 000
Taxes	16 972	14 819	Equity repayment paid	-95 100	-149 120
Other adjustments	-33	0	Repayment of lease liabilities	-828	-1 008
Other short-term and low value rental expenses	0	49	Group contributions received/paid	-8 000	-5 000
Working capital adjustments			Net cash flows from financing activities	-103 928	-55 128
Increase (+) / decrease (-) in trade and other current liabilities	10 218	8 691	Net increase in cash and cash equivalents	-17 416	9 008
Increase (-) / decrease (+) in trade and other current receivables	1 975	-8 874	Cash and cash equivalents at 1 January	60 161	51 154
Increase (+) / decrease (-) in provisions	-196	351	Change in cash and cash equivalents	-17 416	9 008
Interests received	2 147	2 319	Cash and cash equivalents at 31 December	42 745	60 161
Interest and financial expenses paid	-51 555	-46 439			
Interest paid on lease liabilities	-43	-47			
Taxes paid	-2 506	347			
Net cash flows from operating activities	194 934	173 994			

Cash and cash equivalents comprises of cash balance at bank accounts.

The accompanying notes are an integral part of these consolidated financial statements.

Loans granted and repayments of loan receivables are presented in financing cash flow instead of cash flow from investing activities.

CONTENTS

ELENIA

Elenia at your service	2
CEO's review	3
Theme article	5
Group key figures	8
Strategy	9
Stakeholder advisory committee	10

REPORT OF THE BOARD OF DIRECTORS

Consolidated financial statements	16
Consolidated statement of profit or loss	16
Consolidated statement of comprehensive income	16
Consolidated statement of financial position	17
Consolidated statement of cash flows	18
Consolidated statement of changes in equity	19

Notes to the consolidated financial statements

1 Accounting policies	20
2 Operating profit	22
3 Investments and lease commitments	28
4 Capital structure and financial items	35
5 Consolidation	45
6 Other notes	47

Parent company financial statements

Signatures to the financial statements	66
Auditor's report	67
Elenia oy board of directors	69

CONSOLIDATED STATEMENT OF CHANGES IN EQUITY

for the year ended 31 December 2024

	Unrestricted equity				Total equity
	Share capital	Reserve for invested un-restricted equity	Common control reserve	Retained earnings	
EUR 1,000					
Equity at 1 January 2024	3	1 659 400	-2 207 674	457 874	-90 398
Profit for the year				70 686	70 686
Other components of comprehensive income (adjusted by tax effect)					
Change in defined benefit plans				55	55
Total comprehensive income for the year				70 741	70 741
Transactions with shareholders					
Group contributions				-3 000	-3 000
Return of equity	0	-53 988	0	0	-53 988
Total transactions with shareholders		-53 988		-3 000	-56 988
Equity at 31 December 2024	3	1 605 412	-2 207 674	525 615	-76 645

for the year ended 31 December 2023

	Unrestricted equity				Total equity
	Share capital	Reserve for invested un-restricted equity	Common control reserve	Retained earnings	
EUR 1,000					
Equity at 1 January 2023	3	1 659 400	-2 207 674	399 755	-148 516
Profit for the year				63 130	63 130
Other components of comprehensive income (adjusted by tax effect)					
Change in defined benefit plans				-12	-12
Total comprehensive income for the year				63 119	63 119
Transactions with shareholders					
Group contributions				-5 000	-5 000
Total transactions with shareholders				-5 000	-5 000
Equity at 31 December 2023	3	1 659 400	-2 207 674	457 874	-90 397

Changes in the equity are explained in more details in Note 4.4.

The accompanying notes are an integral part of these consolidated financial statements.

CONTENTS

ELENIA

Elenia at your service	2
CEO's review	3
Theme article	5
Group key figures	8
Strategy	9
Stakeholder advisory committee	10

REPORT OF THE BOARD OF DIRECTORS

Consolidated financial statements	16
Consolidated statement of profit or loss	16
Consolidated statement of comprehensive income	16
Consolidated statement of financial position	17
Consolidated statement of cash flows	18
Consolidated statement of changes in equity	19

Notes to the consolidated financial statements

1 Accounting policies	20
2 Operating profit	22
3 Investments and lease commitments	28
4 Capital structure and financial items	35
5 Consolidation	45
6 Other notes	47
Parent company financial statements	55
Signatures to the financial statements	66
Auditor's report	67
Elenia oy board of directors	69

1 GROUP ACCOUNTING POLICIES

Accounting policies have been described in the relevant note and can be recognized from character



Significant judgements, estimates and assumptions made by the Group management have been presented in the relevant note and can be recognized from character



Risk management principles have been described in the relevant note and can be recognized from character:



1.1 GENERAL INFORMATION

Elenia Oy is a Finnish limited liability company domiciled in Tampere (address: Patamäenkatu 7). Elenia Oy's parent company is Elenia Investments S.à r.l., a company duly incorporated under the laws of Luxembourg and having its registered office at 20 Boulevard Royal L-2449 Luxembourg. The ultimate parent of the Group is Elton Investments S.à r.l., domiciled in Luxembourg.

These consolidated financial statements of Elenia Oy are included in the consolidated financial statements of Elton Investments S.à r.l., available at the following address: 20 Boulevard Royal L-2449 Luxembourg.

Elenia Group is the owner and operator of an electricity distribution network (Elenia Verkko Oyj, 'Elenia Networks') and it also has a customer service business, construction business and intercompany services (Elenia Oy, 'Elenia Services').

The Board of Directors approved the consolidated financial statements on 13th March 2025. The shareholders have the right either to approve, reject or change the consolidated financial statements in the Annual General Meeting.

1.2 BASIS OF PREPARATION

The consolidated financial statements for the year ended 31 December 2024 have been prepared in accordance with the International Financial Reporting Standards (IFRS) and their interpretations (IFRIC) approved for application within the European Union (EU). The consolidated financial statements are compliant with the provisions of the Finnish Accounting Act and other regulations governing the preparation of financial statements in Finland.

The consolidated financial statements have been prepared based on a historical cost. All Group companies use euro ("EUR") as their operating currency and all figures are reported in euros. The consolidated financial statements are presented in thousands of euros. There may be rounding discrepancies in the sum totals due to the presentation method used.

1.3 CHANGES IN ACCOUNTING POLICIES AND DISCLOSURES

The Group applied for the first-time certain standards and amendments which are effective for annual periods beginning on or after 1 January 2024. The nature of each new standard and amendment adopted by the Group has been described in the relevant note. New standards, amendments and interpretations not material for the Group have been described in Note 5.

1.4 SIGNIFICANT ACCOUNTING JUDGEMENTS, ESTIMATES AND ASSUMPTIONS

The preparation of consolidated financial statements requires management to make judgements, estimates and assumptions that affect the reported amounts of assets, liabilities, revenues, expenses and the accompanying disclosures and the disclosure of contingent liabilities.

Estimates and assumptions are based on the management's best judgement on the reporting date. Estimates are made based on historical experience and expectations of future events that are considered probable on the reporting date. However, uncertainty about these assumptions and estimates could result in outcomes that require an adjustment to the carrying amount of assets and liabilities affected in future periods. The Group's significant accounting judgements, estimates and assumptions are described either below or in the relevant notes.

1.4.1 Judgements

The preparation of consolidated financial statements requires management to make judgements in applying the accounting principles. The significant judgements made by the Group management have been presented in the relevant note except for the going concern which is described below.

CONTENTS

ELENIA

Elenia at your service	2
CEO's review	3
Theme article	5
Group key figures	8
Strategy	9
Stakeholder advisory committee	10

REPORT OF THE BOARD OF DIRECTORS

Consolidated financial statements	16
Consolidated statement of profit or loss	16
Consolidated statement of comprehensive income	16
Consolidated statement of financial position	17
Consolidated statement of cash flows	18
Consolidated statement of changes in equity	19

Notes to the consolidated financial statements

1 Accounting policies	20
2 Operating profit	22
3 Investments and lease commitments	28
4 Capital structure and financial items	35
5 Consolidation	45
6 Other notes	47

Parent company financial statements	55
Signatures to the financial statements	66
Auditor's report	67
Elenia oy board of directors	69

GOING CONCERN

The consolidated financial statements are prepared on a going concern basis. The Board of Directors has noted that the Group made a profit before tax for 2024 of EUR 87,659 thousands and has a net equity of EUR -76,645 thousands as at 31 December 2024.

The Group's management has made an assessment of the Group's ability to continue as a going concern and is satisfied that the Group has sufficient resources to continue in business for the foreseeable future. The management's assessment is based on the following:

- The Group has issued bonds under the EUR 3 billion EMTN programme. As at 31 December 2024, the Group has utilized 1 171 million out of this programme. In February 2020 Elenia Verkko Oyj (Elenia Finance Oyj) issued a new EUR 500.0 million benchmark bond maturing in 2027 which was oversubscribed several times, reflecting strong investor demand for the securities issued by Elenia. This programme is supported by strong credit rating of BBB with based on S&P Global Ratings' assessment.
- The Group has sufficient liquidity based on its cash position and undrawn credit facilities of EUR 370 million from a syndicate of international banks (as fully described in Note 4.2.9).

CLIMATE CHANGE

In accordance with the recommendations of the Task Force on Climate-related Financial Disclosures (TCFD), Elenia's management has assessed the financial risks and opportunities related to climate change to Elenia's business. The main risks are related to extreme weather events and the opportunities are related to the green transition. The impact of extreme weather events on Elenia's business is mitigated by Elenia's significant investment in a weatherproof underground network between 2012 and 2024. These investments will continue until at least 2036, for example increasing the level of underground cabling to around 90%, which will further reduce the impact of extreme weather events. In addition, the electricity network regulation mitigates the economic impact of both risks and opportunities for Elenia. For these reasons, the impact of climate change risks on Elenia's financial statements is not material.

1.4.2 Estimates

Estimates are based on the management's best judgement on the reporting date. Estimates are made on the basis of historical experience and expectations of future events that are considered probable on the reporting date. However, actual results and timing may differ from these estimates. The Group's significant accounting estimates have been described in the relevant note.

CONTENTS

ELENIA	
Elenia at your service	2
CEO's review	3
Theme article	5
Group key figures	8
Strategy	9
Stakeholder advisory committee	10
REPORT OF THE BOARD OF DIRECTORS 11	
Consolidated financial statements	16
Consolidated statement of profit or loss	16
Consolidated statement of comprehensive income	16
Consolidated statement of financial position	17
Consolidated statement of cash flows	18
Consolidated statement of changes in equity	19
Notes to the consolidated financial statements	
1 Accounting policies	20
2 Operating profit	22
3 Investments and lease commitments	28
4 Capital structure and financial items	35
5 Consolidation	45
6 Other notes	47
Parent company financial statements	55
Signatures to the financial statements	66
Auditor's report	67
Elenia oy board of directors	69

2 OPERATING PROFIT

2.1 REVENUE AND TRADE AND OTHER CURRENT RECEIVABLES

2.1.1 Contracts with customers: revenue recognition and payment terms



ACCOUNTING POLICY

Revenue from the distribution of electricity is recognised at the time of delivery. Revenue from customer service operations and other revenue, for example contracting income is recognised in the period in which such services are rendered.

Connection fees paid by customers for joining an electricity network are recognised as revenue in the consolidated statement of profit or loss. Until the end of 2017 revenue from new connections was recognised immediately after signing of the contract or completion of the physical distribution network connection. As a result of the implementation of IFRS 15 standard, from 1 January 2018 onwards the new connection revenue has been recognised over a period of 30 years for the electricity network connections. The time period is in line with the depreciation period of the connection assets.

Electricity network connection fees, which have been paid by the customers before 2008, must be refunded net of demolition costs, if the customer wants to terminate the electricity connection. Similar refunding obligation applies to all district heating connection fees. A provision has been recorded for future refunds.

The Group pays to the customers voluntary outage compensations due to interruption of over 6 hours in the electricity distribution. These compensations are recognised as a reduction of revenue at a point in time and included in the item "distribution of electricity" in the disaggregation of revenue -table below. Outage compensations in accordance with the Electricity Market Act, which are paid to the customers due to interruption of over 12 hours in the electricity distribution, are recognised as other operating expenses (Note 2.3.1).

Payments from all the Group's contracts with customers are generally due within 14 days and consideration for services are paid in cash. Contracts do not have any significant financing components.

2.1.2 Disaggregation of revenue

Group revenue consists of revenue from the distribution of electricity, revenue from customer service operations, connection fees paid by the customers for joining an electricity network and other revenues. Other revenues consist mainly contracting income.

REVENUE BY TYPE OF SERVICE

EUR 1,000	2024	2023
Distribution of electricity	336 667	313 117
Customer service operations	8 364	9 303
Connection fees	2 039	2 879
Other revenues	778	1 650
Total	347 849	326 948

TIMING OF REVENUE RECOGNITION

EUR 1,000	2024	2023
Transferred at a point in time	345 810	324 070
Transferred over time	2 039	2 879
Total	347 849	326 948

2.1.3 Liabilities related to contracts with customers

EUR 1,000	2024	2023
Non-current liabilities related to contracts with customers	56 095	47 663
Current liabilities related to contracts with customers	2 184	1 825
Total	58 280	49 488

Liabilities related to contracts with customers include the unrecognised part of new connection revenue for the electricity network. Revenue will be recognised over a period of next 30 years for the electricity network connections. The amount reported as current liabilities will be recognized during the next 12 months.

CONTENTS

ELENIA

Elenia at your service	2
CEO's review	3
Theme article	5
Group key figures	8
Strategy	9
Stakeholder advisory committee	10

REPORT OF THE BOARD OF DIRECTORS

Consolidated financial statements	16
Consolidated statement of profit or loss	16
Consolidated statement of comprehensive income	16
Consolidated statement of financial position	17
Consolidated statement of cash flows	18
Consolidated statement of changes in equity	19

Notes to the consolidated financial statements

1 Accounting policies	20
2 Operating profit	22
3 Investments and lease commitments	28
4 Capital structure and financial items	35
5 Consolidation	45
6 Other notes	47

Parent company financial statements

Signatures to the financial statements	64
Auditor's report	65
Elenia oy board of directors	67

2.1.4 Trade and other current receivables

 ACCOUNTING POLICY

TRADE RECEIVABLES

Trade receivables are recorded on the balance sheet at their transaction price. Impairment is recorded on trade receivables when there is evidence that the Group will not be able to collect all amounts due according to the original terms of the agreements. The Group records impairment based on lifetime expected credit losses from all trade receivables incurred as a result of transactions subject to IFRS15. The impairment amount is measured as the difference between the asset's original carrying value and the estimated future cash flows.

Trade receivables also include invoiced sales revenue based on estimates.

TRADE RECEIVABLES

The Group's trade receivables at the end of 2024 were EUR 16.3 million (2023: EUR 20.4 million). EUR 0,0 million collateral securities were received for trade receivables (2023: EUR 0.0 million).

TRADE AND OTHER CURRENT RECEIVABLES

EUR 1,000	2024	2023
Trade receivables	16 318	20 391
Accrued income and prepaid expenses	46 674	44 813
Other current receivables	242	245
Total trade and other receivables	63 235	65 449

BREAK-DOWN OF ACCRUED INCOME AND PREPAID EXPENSES

EUR 1,000	2024	2023
Sales accruals	43 954	42 476
Accrued financial items (prepayments)	560	564
Other accrued income and receivables	2 160	1 773
Accrued financial items in total	46 674	44 813

 FINANCIAL RISK MANAGEMENT

CREDIT RISK

Invoicing for electricity distribution services is based on measured consumption and the distribution tariffs specified in the public electricity network price list. The invoicing period may be one month or two months. In the event that a customer fails to pay the invoice, the electricity distribution company has the right to discontinue the supply of electricity after sending the required collection letters. Also the wide fragmentation of the customer base reduces the credit risk.

DISTRIBUTION VOLUME AND PRICE RISKS

Electricity distribution operations do not involve particular volume or price risks in the medium term due to being subject to reasonable return under electricity distribution license. In the short-term changes in distribution volumes and electricity prices has an impact on revenues and operating expenses respectively.

IMPAIRMENT OF TRADE RECEIVABLES

Group records lifetime expected credit losses from all trade receivables incurred as a result of transactions subject to IFRS15. Trade receivables do not contain any significant financing component. The Group has applied a simplified approach as per IFRS9 and recorded lifetime expected losses on all trade receivables.

The amount of Credit loss allowance for trade receivables is checked and updated quarterly and it is recognised with similar principals both in IFRS- and FAS-reporting. Uncertain receivables are booked to separate book-keeping account in Group reporting.

The calculation of the amount of credit loss reserve is based on the relative proportion of credit losses calculated from historically realized levels. The customers are segmented to private and company customers to be able to take into account the differences between these customer groups in the calculation. Generally, trade receivables are written-off on a monthly basis based on customers' credit rating level and payment history.

CHANGE IN EXPECTED CREDIT LOSSES

EUR 1,000	2024	2023
Expected credit loss 1 Jan	655	662
Additions	1 036	766
Realized credit losses	-856	-773
Expected credit loss 31 Dec	835	655

CONTENTS

ELENIA

Elenia at your service	2
CEO's review	3
Theme article	5
Group key figures	8
Strategy	9
Stakeholder advisory committee	10

REPORT OF THE BOARD OF DIRECTORS 11

Consolidated financial statements	16
Consolidated statement of profit or loss	16
Consolidated statement of comprehensive income	16
Consolidated statement of financial position	17
Consolidated statement of cash flows	18
Consolidated statement of changes in equity	19

Notes to the consolidated financial statements

1 Accounting policies	20
2 Operating profit	22
3 Investments and lease commitments	28
4 Capital structure and financial items	35
5 Consolidation	45
6 Other notes	47

Parent company financial statements 55

Signatures to the financial statements	66
Auditor's report	67
Elenia oy board of directors	69

BREAKDOWN AND IMPAIRMENT OF TRADE RECEIVABLES BY AGE (IFRS)

31 Dec 2024		Trade receivables				
EUR 1,000	Undue	1-90 days	91-180 days	Over 180 days	Total	
Trade receivables by age	12 103	3 589	491	969	17 153	
Expected credit loss rate, private customers	0,1 %	6,8 %	35,1 %	54,0 %		
Expected credit loss, private customers	-10	-169	-134	-259	-573	
Expected credit loss rate, company customers	0,1 %	2,4 %	25,2 %	32,8 %		
Expected credit loss, company customers	-3	-26	-28	-206	-262	
Total expected credit losses	-13	-195	-162	-465	-835	
Total trade receivables	12 090	3 394	330	504	16 318	

31 Dec 2023		Trade receivables				
EUR 1,000	Undue	1-90 days	91-180 days	Over 180 days	Total	
Trade receivables by age	15 645	4 272	401	727	21 046	
Expected credit loss rate, private customers	0,1 %	6,5 %	34,4 %	51,8 %		
Expected credit loss, private customers	-13	-177	-109	-126	-424	
Expected credit loss rate, company customers	0,1 %	2,4 %	23,2 %	35,3 %		
Expected credit loss, company customers	-3	-37	-20	-171	-231	
Total expected credit losses	-16	-214	-129	-297	-655	
Total trade receivables	15 629	4 058	272	430	20 391	

CONTENTS

ELENIA

Elenia at your service	2
CEO's review	3
Theme article	5
Group key figures	8
Strategy	9
Stakeholder advisory committee	10

REPORT OF THE BOARD OF DIRECTORS 11

Consolidated financial statements	16
Consolidated statement of profit or loss	16
Consolidated statement of comprehensive income	16
Consolidated statement of financial position	17
Consolidated statement of cash flows	18
Consolidated statement of changes in equity	19

Notes to the consolidated financial statements

1 Accounting policies	20
2 Operating profit	22
3 Investments and lease commitments	28
4 Capital structure and financial items	35
5 Consolidation	45
6 Other notes	47

Parent company financial statements 55

Signatures to the financial statements	66
Auditor's report	67
Elenia oy board of directors	69

2.2 OTHER OPERATING INCOME

ACCOUNTING POLICY

2.2.1 Other operating income

Other operating income includes income from non-operating activities, such as income from trade receivables collection and from sales of used fixed assets, insurance compensation and rental income.

Government grants relating to the other purpose than the purchase of property, plant and equipment are recognised as other income in the consolidated statement of profit or loss for the period in which the expenses relating to the grant are incurred and in which the decision on the grant is received.

OTHER OPERATING INCOME		
EUR 1,000	2024	2023
Rental income	36	64
Rental income on movable property	16	0
Indemnities	710	464
Income from the trade receivables collection	1 021	946
Income from the sales of obsolete materials and used fixed assets	822	1 244
Gains on sales of fixed assets	63	0
Other operating income	60	2 082
Total	2 727	4 800

2.3 OTHER OPERATING EXPENSES AND RELATED LIABILITIES

ACCOUNTING POLICY

2.3.1 Other operating expenses

Outage compensations

Outage compensations in accordance with the Electricity Market Act, which are paid to the customers due to interruption of over 12 hours in the electricity distribution, are recognised as other operating expenses and included in the item "Outage compensation costs" in the table below. The Group pays to the customers voluntary outage compensations due to interruption of over 6 hours in the electricity distribution. These compensations are recognised as a reduction of revenue at a point in time (Note 2.1.1).

Research and development costs

Research costs are expensed as incurred. Development expenditures on an individual project are recognised as an intangible asset only when the Group can demonstrate:

- The technical feasibility of completing the intangible asset so that the asset will be available for use or sale
- Its intention to complete and its ability to use or sell the asset
- How the asset will generate future economic benefits
- The availability of resources to complete the asset
- The ability to measure reliably the expenditure during development

Following initial recognition of the development expenditure as an asset, the asset is carried at cost less any accumulated amortisation and accumulated impairment losses. Amortisation of the asset begins when development is complete and the asset is available for use. It is amortised over the period of expected future benefit. During the period of development, the asset is tested for impairment annually. The Group has not recognised any development expenditures as an intangible asset.

OTHER OPERATING EXPENSES

EUR 1,000	2024	2023
Lease expenses	-563	-502
External services	-5 119	-4 028
IT and communication expenses	-10 947	-11 173
Research and development costs	-297	-911
Marketing and communications	-1 009	-747
Insurances	-387	-356
Mailing expenses	-1 738	-1 188
Other personnel expenses	-1 090	-976
Travelling expenses	-539	-485
Outage compensation costs	-4 804	-726
Other expenses	-2 654	-2 610
Total	-29 146	-23 701

Research and development costs mainly include costs of research projects that do not meet the criteria for capitalisation.

CONTENTS

ELENIA

Elenia at your service	2
CEO's review	3
Theme article	5
Group key figures	8
Strategy	9
Stakeholder advisory committee	10
REPORT OF THE BOARD OF DIRECTORS	11
Consolidated financial statements	16
Consolidated statement of profit or loss	16
Consolidated statement of comprehensive income	16
Consolidated statement of financial position	17
Consolidated statement of cash flows	18
Consolidated statement of changes in equity	19
Notes to the consolidated financial statements	
1 Accounting policies	20
2 Operating profit	22
3 Investments and lease commitments	28
4 Capital structure and financial items	35
5 Consolidation	45
6 Other notes	47
Parent company financial statements	55
Signatures to the financial statements	66
Auditor's report	67
Elenia oy board of directors	69

AUDIT FEES EUR 1,000	2024	2023
Auditing fees	-314	-235
Fees for tax services	-11	-10
Fees for other services	-31	-15
Total	-356	-260

Ernst & Young was appointed as the auditor until the Annual General Meeting held in the 2025 reporting period.

AUDITING FEES

Auditing fees include fees for auditing the consolidated financial statements and interim accounts and for auditing the parent company and subsidiaries. Fees for tax services include fees charged for tax advice. Fees for other services consist of other assignments.

2.3.2 Trade and other current payables

TRADE AND OTHER CURRENT PAYABLES EUR 1,000	2024	2023
Short-term financial lease liabilities	834	356
Trade payables	14 774	12 961
Accrued expenses		
Employee benefits expenses	6 137	6 260
Interest expenses	16 225	16 694
Other accrued expenses	18 395	8 164
Liabilities related to contracts with customers	2 184	1 825
Other liabilities		
VAT liability	19 644	20 132
Energy taxes	16 816	19 069
Prepayments received	3 229	5 449
Equity repayment liability	0	41 112
Other liabilities	3 313	9 953
Total	101 551	141 973

According to the management's estimate, the fair value of trade and other payables does not materially deviate from the balance sheet value.

Trade payables are non-interest bearing and are normally settled on 14-30 days terms.

Other accrued expenses comprise mainly of deferred material and service purchases as well as deferred financing items.

2.3.3 Employee benefit expenses

EMPLOYEE BENEFIT EXPENSES EUR 1,000	2024	2023
Salaries and remuneration	-14 182	-13 533
Pensions		
Defined contribution plans	-3 170	-2 988
Social security costs	-245	-516
Total	-17 596	-17 037

The total remuneration paid by Elenia Group to its employees consists of salaries, fringe benefits and short-term performance bonuses.

EUR 1,000	2024	2023
Salaries and remuneration paid to CEO		
Salaries and other short-term employee benefits	-314	-370
Other long-term employee benefits	-90	-93
Pension expenses related to salaries and employee benefits	-73	-83
Total	-478	-546
Salaries and remuneration paid to other key members of the management*		
Salaries and other short-term employee benefits	-1 360	-1 106
Other long-term employee benefits	-97	-116
Pension expenses related to salaries and employee benefits	-185	-188
Total	-1 642	-1 409

CONTENTS

ELENIA	
Elenia at your service	2
CEO's review	3
Theme article	5
Group key figures	8
Strategy	9
Stakeholder advisory committee	10
REPORT OF THE BOARD OF DIRECTORS	11
Consolidated financial statements	16
Consolidated statement of profit or loss	16
Consolidated statement of comprehensive income	16
Consolidated statement of financial position	17
Consolidated statement of cash flows	18
Consolidated statement of changes in equity	19
Notes to the consolidated financial statements	
1 Accounting policies	20
2 Operating profit	22
3 Investments and lease commitments	28
4 Capital structure and financial items	35
5 Consolidation	45
6 Other notes	47
Parent company financial statements	55
Signatures to the financial statements	66
Auditor's report	67
Elenia oy board of directors	69

* Salaries and remuneration paid include the salary of Elenia Oy's CFO even though the salaries are paid by Elenia Group Oy, which is Elenia Oy's ultimate Finnish parent company.

LONG-TERM INCENTIVE LIABILITY EUR 1,000	2024	2023
Other long-term liabilities	1 112	1 365
Other short-term liabilities	253	283
Total	1 365	1 648

Elenia Group applies two incentive plans. All employees of the Elenia Group are included within the scope of the short-term annual performance bonus plan; in addition, the key members of the management are included by a long-term incentive plan. Both of the plans are company-specific, but the principles and criteria are mainly uniform. Companies' Boards of Directors approve both the criteria as well as payment under the plans.

The total remuneration paid by the Group to its employees consists of salaries, fringe benefits and short-term performance bonuses. All employees of the Group are included within the scope of the performance bonus scheme.

The annual performance bonuses (i.e. short-term annual performance bonus plan) are based for example on the Group profitability, work safety and customer or personnel satisfaction. Also, the achievement of the individual key objectives in employee's own responsibility area is taken into consideration.

The key members of the management personnel are included within the scope of the long-term incentive plan. The purpose of the plan is to align the interests of the management with those of the shareholders in order to improve the competitiveness of the business and promote long-term financial success. Key management includes management team and Board members of Elenia Oy.

The long-term incentive plan is measured over a three-year period and potential remunerations are paid during the following three years after the earnings period. The payment is made only if the goals have been achieved also during the year preceding the payment. In 2024, the remunerations related to the 2019-2021, 2020-2022 and 2021-2023 programmes were paid.

During 2024 there were three programmes on-going: 2022-2024, 2023-2025 and 2024-2026.

During 2024 EUR 0 (2023: 347 thousand) were recognized as an expense and EUR 145 thousand (2023 EUR 358 thousand) were paid out related to the long-term incentive plan. During 2024 EUR 1.4million (2023: EUR 1.6 million) was booked as a liability related to the long-term incentive plan.

The key members of the management have no share or option-based incentive schemes.

Five of the key management persons have invested into Elton Investment S.à r.l. which is the ultimate owner of Elenia Oy. The management investment is channelled through a management owned holding company Manco Investment Oy, which owns approximately 0.3% of Elton Investment S.à r.l. after the arrangement. The equity investment has been made at fair market values and it therefore is not a compensation plan. The equity ownership forms an additional tool for retaining key management members and therefore promotes continuity, and it also signals strong commitment from the senior management into the long-term development of Elenia.

2.3.4 PROVISIONS

ACCOUNTING POLICY

PROVISIONS

Provisions are recognised when the Group has a present legal or constructive obligation as a result of past events to a third party, provided that it is probable that the obligation will be realised and the amount can be reliably estimated.

SIGNIFICANT ACCOUNTING JUDGEMENTS, ESTIMATES AND ASSUMPTIONS

PROVISIONS

Electricity network connection fees, which have been paid by the customers prior to 2008, must be refunded net of demolition costs, if the customer wants to terminate the electricity connection.

A provision for refundable connection fees for electricity network has been calculated by discounting estimated future annual connection fee refunds to their present value. The calculation is based on the management's estimate of the volume and timing of refundable connection fees. The historical level of refunded connection fees is taken into account while compiling the calculations and the discount rates applied correspond to the rates used in impairment testing of goodwill for network businesses.

PROVISIONS 2024

EUR 1,000	Provision for refundable connection fees
Provisions at 1 January	6 521
Increase	113
Use of provisions	-309
Provisions at 31 December	6 325

PROVISIONS 2023

EUR 1,000	Provision for refundable connection fees
Provisions at 1 January	6 119
Decrease	994
Use of provisions	-592
Provisions at 31 December	6 521

CONTENTS

ELENIA	
Elenia at your service	2
CEO's review	3
Theme article	5
Group key figures	8
Strategy	9
Stakeholder advisory committee	10
REPORT OF THE BOARD OF DIRECTORS	
Consolidated financial statements	16
Consolidated statement of profit or loss	16
Consolidated statement	
of comprehensive income	16
Consolidated statement	
of financial position	17
Consolidated statement of cash flows	18
Consolidated statement of changes in equity	19
Notes to the consolidated financial statements	
1 Accounting policies	20
2 Operating profit	22
3 Investments and lease commitments	28
4 Capital structure and financial items	35
5 Consolidation	45
6 Other notes	47
Parent company financial statements	55
Signatures to the financial statements	66
Auditor's report	67
Elenia oy board of directors	69

3 INVESTMENTS AND LEASE COMMITMENTS

3.1 PROPERTY, PLANT AND EQUIPMENT

ACCOUNTING POLICY

Property, plant and equipment comprise mainly electricity distribution networks, machinery, equipment and buildings.

Property, plant and equipment are stated at original acquisition cost less accumulated depreciation and accumulated impairment losses, if any (see Note 3.2 Accounting policy for Impairment of non-financial assets). The original acquisition cost includes expenditure that is directly attributable to the acquisition of an item. Subsequent costs are included in the asset's carrying amount or recognised as a separate asset, as appropriate, only when it is probable that future economic benefits associated with the item will flow to the Group and the acquisition cost of the item can be reliably measured.

When a property, plant and equipment asset no longer has any expected revenue streams, the asset is dismantled and the remaining carrying value is recognised as an expense under depreciation, amortisation and impairment.

Acquired assets on the acquisition of a new subsidiary are stated at their fair values at the date of acquisition.

Until December 31, 2018 land use rights for underground cables have been capitalized in intangible assets for other long-term expenditure, but those rights have been capitalized in property, plant and equipment as networks as of January 1, 2019. According to the estimate of the Group's management, they are not treated as lease contracts under IFRS 16.

All other repairs and maintenance costs are charged to the consolidated statement of profit or loss during the financial period in which they are incurred.

Land and water areas are not depreciated since they have indefinite useful lives. Depreciation on other assets is calculated on a straight-line basis over the estimated useful lives of the assets as follows:

Buildings and structures	15-50 years
Electricity transmission network	25-40 years
Electricity distribution network	10-30 years
Machinery and equipment	3-30 years

Right-of-use assets are depreciated on a straight-line basis over the lease term between the commencement date of the lease and the end of the lease term or using the estimated useful life of the asset. Leases of buildings and vehicles generally have lease terms between 3 and 5 years.

The assets' residual values and useful lives are reviewed and adjusted, if appropriate, at each financial year end. An asset's carrying amount is written down immediately to its recoverable amount if the asset's carrying amount is greater than its estimated recoverable amount.

Gains and losses on the sales of property, plant and equipment are recorded as the difference between the selling price and carrying value and recognised in the consolidated statement of profit or loss under other operating income or expenses.

Government grants

Government grants relating to the purchase of property, plant and equipment are recognised by reducing the book value of the asset they relate to when the decision on the grant has been received. The grants are thus reflected in the form of lower depreciation over the useful life of the asset.

Borrowing costs

Borrowing costs directly attributable to the acquisition or construction of an asset that necessarily takes a substantial period of time to get ready for its intended use or sale are capitalised as part of the cost of the asset. All other borrowing costs are expensed in the period in which they occur. Borrowing costs consist of interest and other costs that an entity incurs in connection with the borrowing of funds.

CONTENTS

ELENIA

Elenia at your service	2
CEO's review	3
Theme article	5
Group key figures	8
Strategy	9
Stakeholder advisory committee	10

REPORT OF THE BOARD OF DIRECTORS

Consolidated financial statements	16
Consolidated statement of profit or loss	16
Consolidated statement of comprehensive income	16
Consolidated statement of financial position	17
Consolidated statement of cash flows	18
Consolidated statement of changes in equity	19

Notes to the consolidated financial statements

1 Accounting policies	20
2 Operating profit	22
3 Investments and lease commitments	28
4 Capital structure and financial items	35
5 Consolidation	45
6 Other notes	47

Parent company financial statements

Signatures to the financial statements	66
Auditor's report	67
Elenia oy board of directors	69

PROPERTY PLANT AND EQUIPMENT

	Land and water areas	Buildings	Networks	Machinery and equipment	Other tangible assets	Prepayments	Total
EUR 1,000							
Cost at 1 January 2024	2 175	10 462	2 730 543	190 433	56	20 633	2 954 305
Additions	128	0	93 316	15 813	0	222	109 479
Disposals	0	0	-4 137	-4	0	0	-4 141
Transfers between balance sheet items	33	0	7 235	3	0	-8 069	-798
Cost at 31 December 2024	2 335	10 462	2 826 957	206 245	56	12 787	3 058 844
Accumulated depreciation, amortisation and impairment at 1 January 2024	-1	-8 263	-1 173 383	-156 343	-56	0	-1 338 048
Depreciation and amortisation for the year	0	-607	-82 703	-6 351	0	0	-89 661
Accumulated depreciation and amortisation on disposals	0	0	4 050	0	0	0	4 050
Impairment for the year*	0	0	-1 916	0	0	0	-1 916
Accumulated depreciation, amortisation and impairment	-1	-8 870	-1 253 952	-162 694	-56	0	-1 425 574
Book value at 31 December 2024	2 334	1 593	1 573 004	43 551	0	12 787	1 633 270
Book value at 31 December 2023	2 174	2 199	1 557 160	34 090	0	20 633	1 616 257
* Networks' impairment for the year relates to the demolition of electricity networks							
	Land and water areas	Buildings	Networks	Machinery and equipment	Other tangible assets	Prepayments	Total
EUR 1,000							
Cost at 1 January 2023	2 145	9 466	2 643 375	173 703	56	21 793	2 850 540
Additions	33	-7	102 676	16 780	0	-663	118 818
Additions due to revaluations	0	996	0	0	0	0	996
Disposals	0	7	-15 507	-50	0	-87	-15 638
Transfers between balance sheet items	-3	0	0	0	0	-410	-412
Cost at 31 December 2023	2 175	10 462	2 730 543	190 433	56	20 633	2 954 304
Accumulated depreciation, amortisation and impairment at 1 January 2023	-1	-7 617	-1 095 652	-151 488	-55	0	-1 254 814
Depreciation and amortisation for the year	0	-647	-80 902	-4 856	-1	0	-86 404
Accumulated depreciation and amortisation on disposals	0	0	5 519	0	0	0	5 519
Impairment for the year*	0	0	-2 350	0	0	0	-2 350
Accumulated depreciation, amortisation and impairment	-1	-8 263	-1 173 383	-156 343	-56	0	-1 338 047
Book value at 31 December 2023	2 174	2 199	1 557 160	34 090	0	20 633	1 616 257
Book value at 31 December 2022	2 144	1 850	1 547 723	22 216	1	21 793	1 595 726

CONTENTS

ELENIA	
Elenia at your service	2
CEO's review	3
Theme article	5
Group key figures	8
Strategy	9
Stakeholder advisory committee	10
REPORT OF THE BOARD OF DIRECTORS	
Consolidated financial statements	16
Consolidated statement of profit or loss	16
Consolidated statement of comprehensive income	16
Consolidated statement of financial position	17
Consolidated statement of cash flows	18
Consolidated statement of changes in equity	19
Notes to the consolidated financial statements	
1 Accounting policies	20
2 Operating profit	22
3 Investments and lease commitments	28
4 Capital structure and financial items	35
5 Consolidation	45
6 Other notes	47
Parent company financial statements	55
Signatures to the financial statements	66
Auditor's report	67
Elenia oy board of directors	69

3.2 INTANGIBLE ASSETS

 ACCOUNTING POLICY

Intangible assets, except goodwill and intangible assets with indefinite life, are stated at original acquisition cost less accumulated amortisation and impairment losses if applicable and amortised on a straight-line method over their expected useful lives.

Computer software and licences

Acquired computer software licences are capitalised based on the costs incurred from the acquisition and implementation of the software. These costs are amortised over their estimated useful lives (three to five years). Costs associated with developing or maintaining computer software are recognised as an expense as incurred.

Licenses concerning cloud-based software can only be capitalized if the group has the right and ability to take possession of the software and run it on own servers. Otherwise, the license is considered to be a service contract, and costs are expensed when incurred. Concerning the implementation costs of a cloud-based software only customization related costs can be capitalized if they create an asset that is distinct, controlled by the group and it creates economic benefits that flow to the group. The part of the implementation costs that is not capitalized is expensed when incurred.

Compensation paid to landowners

One-time compensation payments paid to landowners for inconvenience and damage caused by the network company's overhead lines, cables and equipment are capitalized. Until December 31, 2018 land use rights for underground cables have been capitalized in intangible assets for other long-term expenditure, but as of January 1, 2019 those rights have been capitalized in property, plant and equipment as networks. According to the estimate of the Group's management, they are not treated as lease contracts under IFRS 16.

Recurring annual compensation payments are recognised as an expense on the consolidated statement of profit or loss under other operating expenses.

Contractual customer relationships

Contractual customer relationships acquired in a business combination are recognised at fair value on the acquisition date. The contractual customer relations have a finite useful life and are carried at acquisition cost less accumulated amortisation and assessed for impairment whenever there is an indication that the intangible asset may be impaired. Amortisation is calculated using the straight-line method over the useful economic life of the customer relationship.

Goodwill

Goodwill represents the excess of the cost of an acquisition over the fair value of the Group's share of net assets of the acquired subsidiary/associate at the date of acquisition. Goodwill on acquisitions of subsidiaries is included in intangible assets. Goodwill is tested annually for impairment and carried at acquisition cost less accumulated impairment losses. Impairment losses on goodwill are not reversed.

Amortisation periods for intangible assets

Computer software and licenses	3-5 years
Customer relationships	20 years
Compensation paid to landowners	10-30 years

The assets' useful lives are reviewed and adjusted, if appropriate, at each financial year end.

Impairment of non-financial assets

Besides the information given below, disclosures relating to impairment of non-financial assets are also provided in the note 3.1 concerning property, plant and equipment.

The carrying values for individual assets are assessed at each reporting date to determine whether there is any indication of impairment. When considering the need for impairment, the Group assesses whether events or changes in circumstances indicate that the carrying amount may not be recoverable. An impairment loss is recognised if the carrying value of an asset or cash-generating unit exceeds its recoverable amount. An asset's recoverable amount is the higher of an asset's or cash-generating unit's fair value less costs to sell and its value in use.

An impairment loss relating to property, plant and equipment and intangible assets other than goodwill is reversed in the event of a change in circumstances that results in the asset's recoverable amount changing from the time the impairment loss was recorded. An impairment loss recorded on goodwill is not reversed under any circumstances.

Intangible assets with indefinite useful lives are tested for impairment annually as at 31 December either individually or at the cash-generating unit level, as appropriate, and when circumstances indicate that the carrying value may be impaired.

Goodwill is tested for impairment annually as at 31 December and when circumstances indicate that the carrying value may be impaired. In assessing value in use, the estimated future cash flows expected to be derived from a cash-generating unit are discounted to their present value. The financial projections used in the calculations are based on business plans approved by management.

CONTENTS

ELENIA

Elenia at your service	2
CEO's review	3
Theme article	5
Group key figures	8
Strategy	9
Stakeholder advisory committee	10

REPORT OF THE BOARD OF DIRECTORS 11

Consolidated financial statements	16
Consolidated statement of profit or loss	16
Consolidated statement of comprehensive income	16
Consolidated statement of financial position	17
Consolidated statement of cash flows	18
Consolidated statement of changes in equity	19
Notes to the consolidated financial statements	

1 Accounting policies	20
2 Operating profit	22
3 Investments and lease commitments	28
4 Capital structure and financial items	35
5 Consolidation	45
6 Other notes	47

Parent company financial statements	55
Signatures to the financial statements	66
Auditor's report	67
Elenia oy board of directors	69

INTANGIBLE ASSETS

	Goodwill	Intangible rights	Other long-term expenditure	Total
EUR 1,000				
Cost at 1 January 2024	417 823	22 709	61 046	501 578
Additions	0	162	2 748	2 910
Transfer between balance sheet items	0	0	798	798
Cost at 31 December 2024	417 823	22 871	64 592	505 286
Accumulated depreciation, amortisation and impairment at 1 January 2024	0	-15 341	-37 916	-53 257
Depreciation and amortisation for the year	0	-493	-4 458	-4 950
Accumulated depreciation, amortisation and impairment at 31 December 2024	0	-15 834	-42 374	-58 208
Book value at 31 December 2024	417 823	7 038	22 218	447 079
Book value at 31 December 2023	417 823	7 368	23 129	448 321

	Goodwill	Intangible rights	Other long-term expenditure	Total
EUR 1,000				
Cost at 1 January 2023	417 823	22 583	56 879	497 285
Additions	0	131	4 533	4 664
Disposals	0	-5	-366	-371
Cost at 31 December 2023	417 823	22 709	61 046	501 578
Accumulated depreciation, amortisation and impairment at 1 January 2023	0	-14 801	-33 760	-48 561
Depreciation and amortisation for the year	0	-538	-4 156	-4 694
Accumulated depreciation, amortisation and impairment at 31 December 2023	0	-15 341	-37 916	-53 257
Book value at 31 December 2023	417 823	7 368	23 129	448 321
Book value at 31 December 2022	417 823	7 782	23 119	448 723

As a result of acquisitions in 2012 goodwill of EUR 515.6 million was created. Goodwill is based on the assessment of organisational competence and knowhow which is expected to benefit business operations in coming years. At the end of 2021 the value of Goodwill is 417,8 million euros, since 97,8 million euros was allocated to heating business which was sold in 2019.


 SIGNIFICANT ACCOUNTING JUDGEMENTS, ESTIMATES AND ASSUMPTIONS

TESTING GOODWILL FOR IMPAIRMENT

The Group tests goodwill annually for impairment.

The recoverable amounts of cash-generating units are based on estimated future cash flows. Preparation of these estimates requires management to make assumptions relating to future cash flows. The main variables in determining cash flows are the discount rate and the assumptions and estimates used.

The Group has conducted a sensitivity analysis of the effects of the key assumptions underlying the impairment testing on the test results.

IMPAIRMENT TESTING OF GOODWILL

Goodwill has been allocated to the cash generating unit, Network business segment, of EUR 418 million. Projected cash flows have been assessed based on long-term operational plans, which have been approved by the senior management and the Board of Directors. Cash flows have been discounted to determine the value in use. The discount rate applied (pre-tax) reflects the risk profile of the business.

The company performed its annual impairment test in January 2025. Due to the regulated and stable nature of the electricity distribution business, the basis for cash flow projections is the long-term business plan covering the period 2024-2055 which has been approved by the Board of Directors. A volume growth of approximately 0.5% p.a. has been incorporated for the forecast period. The discount rate applied is 6.0% (pre-tax), calculated based on relevant studies and the Energy Authority's communication regarding the required rate of return in the distribution business (in 2023 the applied discount rate was 6.0%). Long term capital expenditure plans have been prepared to meet the security of supply requirements in line with the Electricity Market Act as well as the expected requirements of electrification as per the government's national net zero emission commitment of 2035.

CONTENTS

ELENIA

Elenia at your service	2
CEO's review	3
Theme article	5
Group key figures	8
Strategy	9
Stakeholder advisory committee	10

REPORT OF THE BOARD OF DIRECTORS 11

Consolidated financial statements	16
Consolidated statement of profit or loss	16
Consolidated statement of comprehensive income	16
Consolidated statement of financial position	17
Consolidated statement of cash flows	18
Consolidated statement of changes in equity	19

Notes to the consolidated financial statements

1 Accounting policies	20
2 Operating profit	22
3 Investments and lease commitments	28
4 Capital structure and financial items	35
5 Consolidation	45
6 Other notes	47

Parent company financial statements 55

Signatures to the financial statements 66

Auditor's report 67

Elenia oy board of directors 69

The projected cash flows reflect the regulatory methods confirmed by the Energy Authority for the period 2025-2031, but based on the current understanding of the company senior management and the Board of Directors as well as public communication by other system operators and stakeholders, the current regulatory methods do not enable the execution of the investments required by the electrification of the society, nor the security of supply investments required by the Electricity Market Act (588/2013) within the required period by the end of 2036.

Therefore, Elenia and other DSOs have appealed the confirmed regulatory methods to the market court. As a result, the impairment test calculation has been performed using scenarios taking into account the impacts of the alternative outcomes of the court process on the company's business plan. One scenario assumes a ruling in favor of the industry with regards to the definition of the asset base, and the other scenario, a ruling against the industry resulting in cash flow projections based on the regulatory methods confirmed by the Energy Authority on December 29, 2023 with no changes. The value in use has been calculated based on these outcomes, weighting them equally (50%/50%). This reflects the view of the senior management and the Board of Directors on the company's recoverable value.

Based on the analysis in January 2025 there is a headroom of 1 807 million euros.

SENSITIVITY TO CHANGES IN ASSUMPTIONS IN DISCOUNT RATE

Discount rate of the projected cashflows is based on the actual risk-free interest rates of the valuation timing and the parameters based on the Energy Authority's communication regarding the required rate of return in the distribution business. The discount rate (pre-tax) increasing by 3.4% (342 bps) would cause the recoverable value of the assets to be equal to its book value.

3.3 LEASE COMMITMENTS

ACCOUNTING POLICY

3.3.1 LEASES (ACCOUNTING POLICY)

The Group assesses at contract inception whether a contract is, or contains, a lease. That is, if the contract conveys the right to control the use of an identified asset for a period of time in exchange for consideration.

3.3.2 GROUP AS THE LESSOR (ACCOUNTING POLICY)

Leases in which the Group does not transfer substantially all the risks and rewards incidental to ownership of an asset are classified as operating leases. Initial direct costs incurred in negotiating and arranging an operating lease are added to the carrying amount of the leased asset and recognised over the lease term on the same basis as rental income. Contingent rents are recognised as other operating income in the period in which they are earned (See Note 2.2).

Lease agreements comprise fixed-term agreements and agreements which are valid until further notice.

3.3.3 THE GROUP AS THE LESSEE (ACCOUNTING POLICY)

According to the requirements of IFRS 16 the Group recognises lease liabilities to make lease payments and right-of-use assets representing the right to use the underlying assets concerning certain lease contracts related to office premises and car leasing contracts.

The Group applies the short-term lease exemption to a part of the contracts related to office premises and to IT-contracts. Lease payments on short-term leases are recognised in the consolidated statement of profit or loss as other operating expenses over the lease term. The impact of these costs on the income statement in 2024 was approximately EUR 65 thousand (2023: approximately EUR 49 thousand).

The Group's management has estimated that lease contracts related to indoor secondary substations, primary substations and certain office premises are immaterial contracts (referring to IAS 1 which defines the materiality of the information presented in the financial statements) and therefore IFRS 16 has not been applied to these contracts. The definition of contracts as "immaterial" is based on the low value of leases paid under these contracts which causes the lease liabilities arising from them to be immaterial in relation to the Group's consolidated statement of financial position. Lease payments on these contracts are recognised on the consolidated statement of profit or loss as other operating expenses over the lease term. The effect of these costs on the income statement in 2024 was approximately EUR 497 thousand (2023: approximately EUR 354 thousand).

One-time subsurface rights compensations are paid to landowners based on perpetual contracts. Compensations are capitalized to the network's assets in the consolidated statement of financial position and amortized over their expected useful lives. Normally subsurface rights should be recognised as leases under IFRS 16 but as compensations are paid based on perpetual contracts, they are not treated as lease contracts under IFRS 16.

CONTENTS

ELENIA

Elenia at your service	2
CEO's review	3
Theme article	5
Group key figures	8
Strategy	9
Stakeholder advisory committee	10

REPORT OF THE BOARD OF DIRECTORS

Consolidated financial statements	16
Consolidated statement of profit or loss	16
Consolidated statement of comprehensive income	16
Consolidated statement of financial position	17
Consolidated statement of cash flows	18
Consolidated statement of changes in equity	19

Notes to the consolidated financial statements

1 Accounting policies	20
2 Operating profit	22
3 Investments and lease commitments	28
4 Capital structure and financial items	35
5 Consolidation	45
6 Other notes	47

Parent company financial statements

Signatures to the financial statements	66
Auditor's report	67
Elenia oy board of directors	69

Right-of-use assets

The Group recognizes right-of-use assets at the commencement date of the lease (the date the underlying asset is available for use). Right-of-use assets are measured at cost, less any accumulated depreciation and impairment losses, and adjusted for any remeasurement of lease liabilities. The cost of right-of-use assets includes the amount of lease liabilities recognized, initial direct costs incurred, and lease payments made at or before the commencement date less any lease incentives received. Right-of-use assets are depreciated on a straight-line basis over the lease term between the commencement date of the lease and the end of the lease term or using the estimated useful life of the asset. Leases of buildings and vehicles generally have lease terms between 3 and 5 years.

If ownership of the leased asset transfers to the Group at the end of the lease term or the cost reflects the exercise of a purchase option, depreciation is calculated using the estimated useful life of the asset. The right-of-use assets are also subject to impairment (see accounting policies in Notes 3.1 and 3.2).

Lease liabilities

At the commencement date of the lease, the Group recognizes lease liabilities measured at the present value of lease payments to be made over the lease term. The lease payments include fixed payments (including insubstance fixed payments) less any lease incentives receivable, variable lease payments that depend on an index or a rate, and amounts expected to be paid under residual value guarantees. The lease payments also include the exercise price of a purchase option reasonably certain to be exercised by the Group and payments of penalties for terminating the lease, if the lease term reflects the Group exercising the option to terminate.

In calculating the present value of lease payments, the Group uses as interest rate an estimated average medium-term financing cost at the lease commencement date because the interest rate implicit in the lease is not readily determinable. After the commencement date, the amount of lease liabilities is increased to reflect the accretion of interest and reduced for the lease payments made.

In addition, the carrying amount of lease liabilities is remeasured if there is a change in the lease term, a change in the lease payments (e.g., changes to future payments resulting from a change in an index or rate used to determine such lease payments) or a change in the assessment of an option to purchase the underlying asset. The Group's lease liabilities are included in non-current and current financial liabilities.

Set out below are the carrying amounts of lease liabilities and the movements during the period:

LEASE LIABILITIES

EUR 1,000	2024	2023
As at 1 January	2 437	2 087
Additions	224	1 405
Payments	-828	-1 008
Interest expenses	-43	-47
As at 31 December	1 790	2 437
Non-current	957	2 081
Current	834	356

The maturity analysis of lease liabilities are disclosed in Note 4.2.6.

CONTENTS

ELENIA

Elenia at your service	2
CEO's review	3
Theme article	5
Group key figures	8
Strategy	9
Stakeholder advisory committee	10

REPORT OF THE BOARD OF DIRECTORS 11

Consolidated financial statements	16
Consolidated statement of profit or loss	16
Consolidated statement of comprehensive income	16
Consolidated statement of financial position	17
Consolidated statement of cash flows	18
Consolidated statement of changes in equity	19

Notes to the consolidated financial statements

1 Accounting policies	20
2 Operating profit	22
3 Investments and lease commitments	28
4 Capital structure and financial items	35
5 Consolidation	45
6 Other notes	47

Parent company financial statements 55

Signatures to the financial statements 66

Auditor's report 67

Elenia oy board of directors 69

Set out below are the carrying amounts of right-of-use assets recognised and the movements during the period:

EUR 1,000	Buildings	Machinery and equipment	Total
As at 1 January 2024	1 951	434	2 385
Additions	0	185	185
Disposals	0	-4	-4
Depreciations	-595	-248	-843
As at 31 December 2024	1 356	368	1 724

EUR 1,000	Buildings	Machinery and equipment	Total
As at 1 January 2023	1 590	305	1 895
Additions	0	406	406
Revaluations	996	0	996
Disposals	0	-50	-50
Depreciations	-635	-226	-862
As at 31 December 2023	1 951	434	2 385

During 2024 the Group had total cash outflows for leases of EUR 1,367 thousand (2023: EUR 1,314 thousand).

The Group has several lease contracts that include extension and termination options. These options are negotiated by management to provide flexibility in managing the leased-asset portfolio according to needs of business. Management exercises significant judgement in determining whether these extension and termination options are reasonably certain to be exercised (see Note 1.4).

The lease contract concerning the main premises of the group changed from a valid until further notice to a two-year fixed term contract in March 2023.

According to management's assumption, the Group estimates that it will not use termination options of car's leases

Amounts recognised in profit or loss

EUR 1,000	2024	2023
Depreciation expense of right-of-use assets	-843	-862
Interest expense on lease liabilities	-43	-47
Expense related to short-term leases (incl. in other operating expenses)	-65	-49
Total amount recognised in profit or loss	-951	-958

CONTENTS

ELENIA

Elenia at your service	2
CEO's review	3
Theme article	5
Group key figures	8
Strategy	9
Stakeholder advisory committee	10
REPORT OF THE BOARD OF DIRECTORS	11
Consolidated financial statements	16
Consolidated statement of profit or loss	16
Consolidated statement of comprehensive income	16
Consolidated statement of financial position	17
Consolidated statement of cash flows	18
Consolidated statement of changes in equity	19
Notes to the consolidated financial statements	
1 Accounting policies	20
2 Operating profit	22
3 Investments and lease commitments	28
4 Capital structure and financial items	35
5 Consolidation	45
6 Other notes	47
Parent company financial statements	55
Signatures to the financial statements	66
Auditor's report	67
Elenia oy board of directors	69

4 CAPITAL STRUCTURE AND FINANCIAL ITEMS

4.1 FINANCE INCOME AND COSTS

FINANCIAL RISK MANAGEMENT

FINANCIAL RISK MANAGEMENT

The management of financial risks is based on the following principles.

The Group's Treasury policy, approved by the Board of Directors, defines financial risk management governance, responsibilities and processes for reporting risks and risk management. Treasury Policy defines principles covering currency, liquidity, interest rate and counterparty risks. Also, the Group's existing loan arrangements include guidelines and restrictions pertaining to financial risk management. Elenia Verkko Oyj is responsible for the Group financial risk management.

- For credit risk management refer Note 2.1.4.2
- For liquidity risk, refinancing risk, interest rate risk and currency risk management refer Note 4.2.9.

CAPITAL MANAGEMENT

As the electricity distribution business is a capital-intensive, the Group must ensure it has adequate capital to meet its operating requirements. Business planning includes assessing the adequacy of available capital in relation to the risks arising from business operations and the operating environment.

ACCOUNTING POLICY

TRANSLATION DIFFERENCES

Transactions in foreign currencies are initially recorded by the Group's entities at their respective functional currency spot rates at the date the transaction first qualifies for recognition. Monetary assets and liabilities denominated in foreign currencies are translated at the functional currency spot rates of exchange at the reporting date. Differences arising on settlement or translation of monetary items are recognised in the consolidated statement of profit or loss with the exception of monetary items that are designated as part of the hedge of the Group's net investment of a foreign operation. These are recognised in other comprehensive income until the net investment is disposed of, at which time, the cumulative amount is reclassified to the consolidated statement of profit or loss. Tax charges and credits attributable to exchange differences on those monetary items are also recorded in other comprehensive income.

Non-monetary items that are measured in terms of historical cost in a foreign currency are translated using the exchange rates at the dates of the initial transactions. Non-monetary items measured at fair value in a foreign currency are translated using the exchange rates at the date when the fair value is determined.

The gain or loss arising on translation of non-monetary items measured at fair value is treated in line with the recognition of gain or loss on change in fair value of the item (i.e., translation differences on items whose fair value gain or loss is recognised in other comprehensive income or consolidated statement of profit or loss are also recognised in other comprehensive income or statement of profit or loss, respectively).

Any goodwill arising on the acquisition of a foreign operation and any fair value adjustments on the carrying amounts of assets and liabilities arising on the acquisition are treated as assets and liabilities of the foreign operation and translated at the spot rate of exchange at the reporting

date.

The assets and liabilities of foreign operations are translated into EUR at the rate of exchange prevailing at the reporting date and their statement of profit or loss and other comprehensive income are translated at exchange rates prevailing at the dates of the transactions. The exchange differences arising on translation for consolidation are recognised in other comprehensive income.

EUR 1,000	2024	2023
Interest expenses		
Loans from financial institutions	-11 904	-8 674
Bonds and notes	-37 050	-36 836
Interest expenses related to lease liabilities	-43	-47
Other interest expenses	-9	-13
Total interest	-49 007	-45 570
Other finance costs	-3 942	-2 961
Exchange rate losses		
Loans and receivables	-3	-1
Total finance costs	-52 951	-48 532
Interest income		
Other interest income	2 147	2 331
Exchange rate gains		
Other finance income	0	1
Total finance income	2 147	2 331
Finance costs (net)	-50 805	-46 201

CONTENTS

ELENIA

Elenia at your service	2
CEO's review	3
Theme article	5
Group key figures	8
Strategy	9
Stakeholder advisory committee	10
REPORT OF THE BOARD OF DIRECTORS	11
Consolidated financial statements	16
Consolidated statement of profit or loss	16
Consolidated statement of comprehensive income	16
Consolidated statement of financial position	17
Consolidated statement of cash flows	18
Consolidated statement of changes in equity	19
Notes to the consolidated financial statements	
1 Accounting policies	20
2 Operating profit	22
3 Investments and lease commitments	28
4 Capital structure and financial items	35
5 Consolidation	45
6 Other notes	47
Parent company financial statements	55
Signatures to the financial statements	66
Auditor's report	67
Elenia oy board of directors	69

4.2 FINANCIAL ASSETS AND LIABILITIES

IFRS 9 FINANCIAL INSTRUMENTS

The initial measurement of financial instruments is made at fair value for all financial assets. Financial assets that are debt instruments and to which the fair value option is not applied are measured following initial recognition either at amortized cost or fair value, depending on the company's business model for the management of financial assets and contractual cash flows of the financial assets.

As a rule, all equity instruments are measured at fair value following the initial measurement, either through consolidated statement of profit or loss or through consolidated statement of other comprehensive income. All equity instruments held for trading are to be measured at fair value through profit or loss. Items that are recognized through other comprehensive income will no longer be recognized in the consolidated statement of profit or loss if the entity has elected to measure it at fair value through consolidated statement of other comprehensive income.

The impairment requirements in IFRS 9 are based on an expected credit loss model. In addition, IFRS 9 standard comprises hedge accounting model in which the criteria for applying the hedge accounting are relieved and more designations of groups of items as the hedged items are possible. The hedge accounting model aims to enable companies to better reflect their risk management strategy and objectives in the financial statements. The Group has applied the simplified approach and recorded lifetime expected losses on all trade receivables.

CONTENTS

ELENIA

Elenia at your service	2
CEO's review	3
Theme article	5
Group key figures	8
Strategy	9
Stakeholder advisory committee	10

REPORT OF THE BOARD OF DIRECTORS 11

Consolidated financial statements	16
Consolidated statement of profit or loss	16
Consolidated statement of comprehensive income	16
Consolidated statement of financial position	17
Consolidated statement of cash flows	18
Consolidated statement of changes in equity	19
Notes to the consolidated financial statements	
1 Accounting policies	20
2 Operating profit	22
3 Investments and lease commitments	28
4 Capital structure and financial items	35
5 Consolidation	45
6 Other notes	47
Parent company financial statements	55
Signatures to the financial statements	66
Auditor's report	67
Elenia oy board of directors	69

 ACCOUNTING POLICY

FINANCIAL INSTRUMENTS – INITIAL RECOGNITION AND SUBSEQUENT MEASUREMENT
Classification of current and non-current assets and liabilities

An asset or a liability is classified as current when it is expected to be realized within twelve months after the financial year end or it is classified as financial assets or liabilities held at fair value through profit or loss. Liquid funds are classified as current assets.

All other assets and liabilities are classified as non-current assets and liabilities.

4.2.1 Cash and cash equivalents

Cash and cash equivalents comprise cash at banks and on hand and short-term deposits with a maturity of three months or less.

4.2.2 Financial assets
Initial recognition and measurement

Financial assets within the scope of IFRS 9 are classified as financial assets carried at amortized cost, financial assets at fair value through profit or loss or financial assets at fair value through other comprehensive income (OCI), as appropriate. The Group determines the classification of its financial assets at initial recognition.

All financial assets are recognized initially at fair value plus transaction costs, except in the case of financial assets recorded at fair value through profit or loss. Purchases or sales of financial assets are recognized on the trade date.

The classification of financial assets at initial recognition depends on the financial asset's contractual cash flow characteristics and the Group's business model for managing them. The group does not have any financial assets measured at fair value in 2022. Trade receivables that do not contain a significant financing component or for which the Group has applied the practical expedient are measured at the transaction price determined under IFRS15. Refer to the accounting policies in Note 2.1.1 Revenue from contracts with customers.

Subsequent measurement

The subsequent measurement of financial assets depends on their classification as described below:

Financial assets carried at amortised cost

Financial assets carried at amortised cost are non-derivative financial assets with fixed or determinable payments that are not quoted in an active market. Financial assets carried at amortised cost also include trade receivables and other receivables. Loans are carried at amortised cost using the effective interest rate method less accumulated impairment. Amortised cost is calculated by taking into account any discount or premium on acquisition and fees or costs that are an integral part of the effective interest rate. The effective interest rate amortisation is included in finance income in the consolidated statement of profit or loss. The losses arising from impairment are recognised in the consolidated statement of profit or loss in finance costs for loans and in cost of sales or other operating expenses for receivables.

If there is objective evidence that an impairment loss has been incurred, the amount of the loss is measured as the difference between the asset's carrying amount and the present value of estimated future cash flows (excluding future expected credit losses that have not yet been incurred). The present value of the estimated future cash flows is discounted at the financial asset's original effective interest rate. If a loan has a variable interest rate, the discount rate for measuring any impairment loss is the current effective interest rate.

The carrying amount of the asset is reduced using an allowance account and the loss is recognised in the consolidated statement of profit or loss. Interest income continues to be accrued on the reduced carrying amount and is accrued using the rate of interest used to discount the future cash flows for measuring the impairment loss. The interest income is recorded as finance income in the consolidated statement of profit or loss. Loans together with the associated allowance are written off when there is no realistic prospect of future recovery, and all collateral has been realised or has been transferred to the Group.

If, in a subsequent year, the amount of the estimated impairment loss increases or decreases because of an event occurring after the impairment was recognised, the previously recognised impairment loss is increased or reduced by adjusting the allowance account. If a write-off is later recovered, the recovery is credited to finance costs in the consolidated statement of profit or loss.

Financial assets at fair value through profit or loss

Financial assets at fair value through profit or loss include financial assets held for trading and financial assets designated upon initial recognition at fair value through profit or loss. Financial assets are classified as held for trading if they are acquired for selling or repurchasing in the near term.

Derivatives, including separated embedded derivatives are also classified as held for trading unless they are designated as effective hedging instruments as defined by IFRS 9. Financial assets at fair value through profit or loss are carried in the consolidated statement of financial position at fair value with net changes in fair value presented as finance costs (negative net changes in fair value) or finance income (positive net changes in fair value) in the consolidated statement of profit or loss. Financial assets designated upon initial recognition at fair value through profit or loss are designated at their initial recognition date and only if the criteria under IFRS 9 are satisfied.

Financial assets at fair value through other comprehensive income (OCI)

Derivatives are measured at fair value and gains and losses from fair value measurement are treated as determined by the purpose of the derivatives. The effects on results of changes in the value of derivatives that are eligible for hedge accounting and that are effective hedging instruments are presented consistent with the hedged item. Derivatives eligible for hedge accounting are classified as financial assets at fair value through other comprehensive income. The effective portion of the gain or loss on the hedging instrument is recognized directly in other comprehensive income.

CONTENTS
ELENIA

Elenia at your service	2
CEO's review	3
Theme article	5
Group key figures	8
Strategy	9
Stakeholder advisory committee	10
REPORT OF THE BOARD OF DIRECTORS	11
Consolidated financial statements	16
Consolidated statement of profit or loss	16
Consolidated statement of comprehensive income	16
Consolidated statement of financial position	17
Consolidated statement of cash flows	18
Consolidated statement of changes in equity	19
Notes to the consolidated financial statements	
1 Accounting policies	20
2 Operating profit	22
3 Investments and lease commitments	28
4 Capital structure and financial items	35
5 Consolidation	45
6 Other notes	47
Parent company financial statements	55
Signatures to the financial statements	66
Auditor's report	67
Elenia oy board of directors	69

Any ineffective portion is recognized immediately in the consolidated statement of profit or loss as financial income or costs. The group had no derivatives at the balance sheet date.

Derecognition of financial assets

Financial assets are derecognized when:

- The rights to receive cash flows have expired; or
- The Group has transferred its rights to receive cash flows from the asset or has assumed an obligation to pay the received cash flows in full without material delay to a third party under a 'pass-through' arrangement; and either (a) the Group has transferred substantially all the risks and rewards of the asset, or (b) the Group has neither transferred nor retained substantially all the risks and rewards of the asset, but has transferred control of the asset.

4.2.3 Impairment of financial assets

The Group recognizes an allowance for expected credit losses (ECLs) for all debt instruments not held at fair value through profit or loss. ECLs are based on the difference between the contractual cash flows due in accordance with the contract and all the cash flows that the Group expects to receive, discounted at an approximation of the original effective interest rate.

ECL' are recognized in two stages. For credit exposures for which there has not been a significant increase in credit risk since initial recognition, ECLs are provided for credit losses that result from default events that are possible within the next 12-months (a 12-month ECL). For those credit exposures for which there has been a significant increase in credit risk since initial recognition, a loss allowance is required for credit losses expected over the remaining life of the exposure, irrespective of the timing of the default (a lifetime ECL).

For trade receivables and other receivables, the Group applies a simplified approach in calculating ECLs. Therefore, the Group does not track changes in credit risk but instead recognizes a loss allowance based on lifetime ECLs at each reporting date. The Group has established a provision matrix that is based on its historical credit loss experience, adjusted for forward-looking factors specific to the debtors and the economic environment.

4.2.4 Financial liabilities

Initial recognition and measurement

Financial liabilities within the scope of FRS 9 are classified as financial liabilities at fair value through profit or loss, loans and borrowings, payables, or as derivatives designated as hedging instruments in an effective hedge, as appropriate. The Group determines the classification of its financial liabilities at initial recognition.

All financial liabilities are recognised initially at fair value and, in the case of loans and borrowings, net of directly attributable transaction costs.

The Group's financial liabilities include trade and other payables, loans and borrowings and derivative financial instruments.

The Group has two financial covenants in its financing agreements. According to IAS1 the liability is to be classified as non-current, if the company has the right to defer settlement of the liability for at least twelve months after the reporting period. If the company is required to comply with covenants on or before the end of the reporting period, these covenants will affect whether such a right exists at the end of the reporting period.

Subsequent measurement

The measurement of financial liabilities depends on their classification as described below:

Loans and borrowings

After initial recognition, interest bearing loans and borrowings are subsequently measured at amortized cost using the effective interest rate method. Gains and losses are recognized in the consolidated statement of profit or loss when the liabilities are derecognized as well as through the effective interest rate amortization process.

Amortized cost is calculated by taking into account any discount or premium on acquisition and fees or costs that are an integral part of the effective interest rate. The effective interest rate amortization is included as finance costs in the consolidated statement of profit or loss.

Financial liabilities at fair value through profit or loss

Financial liabilities at fair value through profit or loss include financial liabilities held for trading and financial liabilities designated upon initial recognition as at fair value through profit or loss. Financial liabilities are classified as held for trading if they are acquired for the purpose of selling in the near term. This category includes derivative financial instruments entered into by the Group that are not designated as hedging instruments in hedge relationships as defined by IFRS 9. Gains or losses on liabilities held for trading are recognized in the consolidated statement of profit or loss.

Derecognition of Financial liabilities

A financial liability is derecognized when the obligation under the liability is discharged or cancelled or expires. When an existing financial liability is replaced by another from the same lender on substantially different terms, or the terms of an existing liability are substantially modified, such an exchange or modification is treated as the derecognition of the original liability and the recognition of a new liability. The difference in the respective carrying amounts is recognized in the consolidated statement of profit or loss.

4.2.5 Offsetting of financial instruments

Financial assets and financial liabilities are offset, and the net amount is reported in the consolidated statement of financial position if there is a currently enforceable legal right to offset the recognized amounts and there is an intention to settle on a net basis, to realise the assets and settle the liabilities simultaneously.

CONTENTS

ELENIA	
Elenia at your service	2
CEO's review	3
Theme article	5
Group key figures	8
Strategy	9
Stakeholder advisory committee	10
REPORT OF THE BOARD OF DIRECTORS 11	
Consolidated financial statements	16
Consolidated statement of profit or loss	16
Consolidated statement of comprehensive income	16
Consolidated statement of financial position	17
Consolidated statement of cash flows	18
Consolidated statement of changes in equity	19
Notes to the consolidated financial statements	
1 Accounting policies	20
2 Operating profit	22
3 Investments and lease commitments	28
4 Capital structure and financial items	35
5 Consolidation	45
6 Other notes	47
Parent company financial statements	55
Signatures to the financial statements	66
Auditor's report	67
Elenia oy board of directors	69

4.2.6 Carrying amounts by category and maturity profile of financial assets and liabilities

CARRYING AMOUNTS OF FINANCIAL ASSETS AND LIABILITIES BY CATEGORY

VALUES at 31 DECEMBER 2024

Balance sheet item, EUR 1,000	Note	Amortised cost	Carrying value of balance sheet items	Fair value
Current financial assets				
Trade receivables and other non-interest-bearing receivables	2.1.4	16 318	16 318	16 318
Cash and cash equivalents		42 745	42 745	42 745
Total Current assets		59 063	59 063	59 063
Carrying amount by category		59 063	59 063	59 063
Non-current financial liabilities				
Bonds and notes	4.2.8-9	-1 685 033	-1 685 033	-1 605 853
Loans from financial institutions	4.2.8-9	-250 000	-250 000	-250 000
Interest-bearing non-current liabilities				
- Leases	3.3	-957	-957	-957
Total interest-bearing non-current liabilities		-1 935 990	-1 935 990	-1 856 810
Bonds and notes				
Other current interest-bearing liabilities				
- Leases	3.3	-834	-834	-834
Trade payables	2.3.2	-14 774	-14 774	-14 774
Total current financial liabilities		-15 607	-15 607	-15 607
Carrying amount by category		-1 951 597	-1 951 597	-1 872 417

VALUES at 31 DECEMBER 2023

Balance sheet item, EUR 1,000	Note	Amortised cost	Carrying value of balance sheet items	Fair value
Current financial assets				
Trade receivables and other non-interest-bearing receivables	2.1.4	20 391	20 391	20 391
Cash and cash equivalents		60 161	60 161	60 161
Total Current assets		80 552	80 552	80 552
Carrying amount by category		80 552	80 552	80 552
Non-current financial liabilities				
Bonds and notes	4.2.8-9	-1 684 021	-1 684 021	-1 585 123
Loans from financial institutions	4.2.8-9	-250 000	-250 000	-250 000
Interest-bearing non-current liabilities				
- Leases	3.3	-2 081	-2 081	-2 081
Total interest-bearing non-current liabilities		-1 936 102	-1 936 102	-1 837 204
Bonds and notes				
Other current interest-bearing liabilities				
- Leases	3.3	-356	-356	-356
Trade payables	2.3.2	-12 961	-12 961	-12 961
Total current financial liabilities		-13 316	-13 316	-13 316
Carrying amount by category		-1 949 418	-1 949 418	-1 850 520

The valuation of financial assets and liabilities at fair value has not had an effect on the income statement or the statement of comprehensive income in 2024 and 2023.

CONTENTS

ELENIA

Elenia at your service	2
CEO's review	3
Theme article	5
Group key figures	8
Strategy	9
Stakeholder advisory committee	10

REPORT OF THE BOARD OF DIRECTORS 11

Consolidated financial statements	16
Consolidated statement of profit or loss	16
Consolidated statement of comprehensive income	16
Consolidated statement of financial position	17
Consolidated statement of cash flows	18
Consolidated statement of changes in equity	19

Notes to the consolidated financial statements

1 Accounting policies	20
2 Operating profit	22
3 Investments and lease commitments	28
4 Capital structure and financial items	35
5 Consolidation	45
6 Other notes	47

Parent company financial statements 55

Signatures to the financial statements	66
Auditor's report	67
Elenia oy board of directors	69

CASH AT BANKS AND ON HAND

Elenia had short-term bank deposits amounting to EUR 42.7 million (2023: EUR 60.2 million). All bank deposits were denominated in euros.

BONDS AND NOTES

The fair value of the bonds have been calculated based on the required rate of return estimated using the EUR-denominated swap rate yield curve and the estimated risk premium calculated based on the market quotes of Elenia Verkko Oyj's bonds at the balance sheet date.

FINANCIAL LIABILITIES

Interest-bearing liabilities increased by EUR 0.3 million (2023: EUR 101.5 million) during the year and interest-bearing liabilities at the balance sheet date totalled EUR 1,936.8 million (2023: EUR 1,936.5 million).

The fair value of short-term trade receivables and payables, other non-interest-bearing receivables, finance leases and cash and cash equivalents correspond essentially the carrying amount.

The table below summarizes the maturity profile of the Group's financial liabilities based on contractual payments.

31 December 2024		Maturity			
EUR 1,000	Effective interest rate %	Within 1 year	1-5 years	Over 5 years	Total
Loans from financial institutions	4,03 %	0	50 000	200 000	250 000
Bonds	1,96 %	0	692 000	479 000	1 171 000
Notes	2,71 %	0	107 500	411 000	518 500
Lease liabilities			957		957
Total interest-bearing non-current liabilities		0	850 457	1 090 000	1 940 457
Bonds					
Lease liabilities		834	0	0	834
Total current interest-bearing liabilities		834	0	0	834
Trade payables		14 774	0	0	14 774
Total current financial liabilities		14 774	0	0	14 774
Total		15 607	850 457	1 090 000	1 956 064

31 December 2023		Maturity			
EUR 1,000	Effective interest rate %	Within 1 year	1-5 years	Over 5 years	Total
Loans from financial institutions	4,84 %	0	50 000	200 000	250 000
Bonds	1,98 %	0	640 000	531 000	1 171 000
Notes	2,71 %	0	79 000	439 500	518 500
Lease liabilities			2 081		2 081
Total interest-bearing non-current liabilities		0	771 081	1 170 500	1 941 581
Bonds					
Lease liabilities		356	0	0	356
Total current interest-bearing liabilities		356	0	0	356
Trade payables		12 961	0	0	12 961
Total current financial liabilities		12 961	0	0	12 961
Total		13 316	771 081	1 170 500	1 954 897

CONTENTS

ELENIA	
Elenia at your service	2
CEO's review	3
Theme article	5
Group key figures	8
Strategy	9
Stakeholder advisory committee	10
REPORT OF THE BOARD OF DIRECTORS	
Consolidated financial statements	16
Consolidated statement of profit or loss	16
Consolidated statement of comprehensive income	16
Consolidated statement of financial position	17
Consolidated statement of cash flows	18
Consolidated statement of changes in equity	19
Notes to the consolidated financial statements	
1 Accounting policies	20
2 Operating profit	22
3 Investments and lease commitments	28
4 Capital structure and financial items	35
5 Consolidation	45
6 Other notes	47
Parent company financial statements	55
Signatures to the financial statements	66
Auditor's report	67
Elenia oy board of directors	69

4.2.7 Changes in financial liabilities arising from financing activities

CHANGES IN LIABILITIES ARISING FROM FINANCING ACTIVITIES

EUR 1,000	1 January 2024	Cash flows	New leases IFRS 16	Other changes	31 December 2024
Current obligations under lease liabilities	356	-828	0	1 306	834
Non-current interest-bearing loans and borrowings (excl. items listed below)	1 934 021	0	0	1 012	1 935 033
Non-current obligations under lease liabilities	2 081	0	341	-1 465	957

EUR 1,000	1 January 2023	Cash flows	New leases IFRS 16	Other changes	31 December 2023
Current obligations under lease liabilities	1 099	-1 008	0	265	356
Non-current interest-bearing loans and borrowings (excl. items listed below)	1 833 025	100 000	0	995	1 934 021
Non-current obligations under lease liabilities	988	0	406	687	2 081

The "Other changes" column includes the effect of reclassification of non-current portion of obligations under finance leases to current due to passage of time, the effect of capitalization of interests of other long-term loans and the effect amortisation of transaction costs of bonds and notes using the effective interest rate method.

The Group classifies interest paid as cash flows from operating activities.

4.2.8 Fair value hierarchy of financial assets and liabilities

ACCOUNTING POLICY

FAIR VALUE MEASUREMENT OF FINANCIAL INSTRUMENTS
Fair value related to disclosures for financial instruments and non-financial assets that are measured at fair value or where fair values are disclosed, are summarised in the following notes:

- Disclosures for valuation methods, significant estimates and assumptions Notes 4.2.6 and 4.2.8
- Quantitative disclosures of fair value measurement hierarchy Note 4.2.8
- Financial instruments (including those carried at amortised cost) Note 4.2.6

Fair value is the price that would be received to sell an asset or paid to transfer a liability in an orderly transaction between market participants at the measurement date. The fair value measurement is based on the presumption that the transaction to sell the asset or transfer the liability takes place either:

- In the principal market for the asset or liability, or
- In the absence of a principal market, in the most advantageous market for the asset or liability

The principal or the most advantageous market must be accessible by the Group.

The fair value of an asset or a liability is measured using the assumptions that market participants would use when pricing the asset or liability, assuming that market participants act in their economic best interest. The Group uses valuation techniques that are appropriate in the circumstances and for which sufficient data are available to measure fair value.

The fair value of financial instruments that are traded in active markets at each reporting date is determined by reference to quoted market prices or dealer price quotations, without any deduction for transaction costs.

CONTENTS

ELENIA	
Elenia at your service	2
CEO's review	3
Theme article	5
Group key figures	8
Strategy	9
Stakeholder advisory committee	10
REPORT OF THE BOARD OF DIRECTORS	
Consolidated financial statements	16
Consolidated statement of profit or loss	16
Consolidated statement of comprehensive income	16
Consolidated statement of financial position	17
Consolidated statement of cash flows	18
Consolidated statement of changes in equity	19
Notes to the consolidated financial statements	
1 Accounting policies	20
2 Operating profit	22
3 Investments and lease commitments	28
4 Capital structure and financial items	35
5 Consolidation	45
6 Other notes	47
Parent company financial statements	55
Signatures to the financial statements	66
Auditor's report	67
Elenia oy board of directors	69

For financial instruments not traded in an active market, the fair value is determined using appropriate valuation techniques. Such techniques may include:

- Using recent arm's length market transactions
- Reference to the current fair value of another instrument that is substantially the same
- A discounted cash flow analysis or other valuation models

For assets and liabilities that are recognised in the consolidated financial statements at fair value on a recurring basis, the Group determines whether transfers have occurred between levels in the hierarchy by re-assessing categorisation (based on the lowest level input that is significant to the fair value measurement as a whole) at the end of each reporting period. The transfers between levels of the fair value hierarchy shall be disclosed at the date of the event or change in circumstances that caused the transfer.

For fair value disclosures, the Group has determined classes of assets and liabilities on the basis of the nature, characteristics and risks of the asset or liability and the level of the fair value hierarchy as explained next.

An analysis of fair values of financial instruments and further details as to how they are measured are provided in Notes 4.2.6 and 4.2.8.

FAIR VALUE HIERARCHY

All assets and liabilities for which fair value is measured or disclosed in the consolidated financial statements are categorised within the fair value hierarchy, described as follows, based on the lowest level input that is significant to the fair value measurement as a whole:

Level 1	Quoted (unadjusted) market prices in active markets for identical assets or liabilities
Level 2	Valuation techniques for which the lowest level input that is significant to the fair value measurement is directly or indirectly observable
Level 3	Valuation techniques for which the lowest level input that is significant to the fair value measurement is unobservable

As at 31 December 2024, the Group held the following financial instruments carried at amortised cost in the consolidated statement of financial position:

FINANCIAL ASSETS AND LIABILITIES

EUR 1,000	Level 1		Level 2		Level 3		Total	
	2024	2023	2024	2023	2024	2023	2024	2023
Financial instruments, non-current liabilities								
Bonds and notes	0	0	-1 605 853	-1 585 123	0	0	-1 605 853	-1 585 123
Loans from financial institutions	-250 000	-250 000	0	0	0	0	-250 000	-250 000
Total non-current financial liabilities	-250 000	-250 000	-1 605 853	-1 585 123	0	0	-1 855 853	-1 835 123
Total financial liabilities	-250 000	-250 000	-1 605 853	-1 585 123	0	0	-1 855 853	-1 835 123

CONTENTS

ELENIA

Elenia at your service	2
CEO's review	3
Theme article	5
Group key figures	8
Strategy	9
Stakeholder advisory committee	10

REPORT OF THE BOARD OF DIRECTORS

Consolidated financial statements	16
Consolidated statement of profit or loss	16
Consolidated statement of comprehensive income	16
Consolidated statement of financial position	17
Consolidated statement of cash flows	18
Consolidated statement of changes in equity	19

Notes to the consolidated financial statements

1 Accounting policies	20
2 Operating profit	22
3 Investments and lease commitments	28
4 Capital structure and financial items	35
5 Consolidation	45
6 Other notes	47

Parent company financial statements

Signatures to the financial statements	66
Auditor's report	67
Elenia oy board of directors	69

4.2.9 Risk management

 FINANCIAL RISK MANAGEMENT

LIQUIDITY RISK

Liquidity risk refers to the risk of the Group not having adequate liquid assets to finance its operations, pay interest and repay its loans.

The management of liquidity risk is divided into short-term and long-term liquidity management. Short-term liquidity risk is managed by cash flow planning that takes into account the expected trade receivables, trade payables and other known expenses for a period of two weeks. The adequacy of long-term liquidity is assessed by 12-month forecasts conducted monthly.

CURRENCY RISK

Elenia operates in Finland and uses the Euro as its primary operating currency. Elenia's currency risk is based on purchases of raw materials and services denominated in currencies other than the Euro. The purchases of raw materials and services denominated in currencies other than the Euro have a negative effect on Elenia's result and cash flow in the event that the currencies in question appreciate against the Euro. As the Group's purchasing operations are currently primarily focused on Finland, the currency risk related to purchasing is limited.

The Group has guidelines for the management of currency risk as part of the purchasing policy for network operations approved by the Management team. Currency risks that have an impact on profit or loss are primarily hedged operationally through contractual currency rate clauses.

Operating profit or finance costs does not include material exchange rate differences in 2024. At the end of 2024 there were no outstanding receivables or payables in foreign currencies.

REFINANCING RISK

Elenia Verkko Oyj issues bonds and notes. Bonds are issued under the EMTN programme and listed at the London Stock Exchange. Notes are unlisted private placements targeted mostly to the North American investors through private placements.

CASH AND CASH EQUIVALENTS AND COMMITTED UNUTILIZED CREDIT FACILITIES

31 December 2024

EUR 1,000	Facility amount	In use	Available amount	Maturity
Capex facility	250 000	0	250 000	1-5 years
Working Capital facility	50 000	0	50 000	1-5 years
Overdraft facility	20 000	0	20 000	1-5 years
Liquidity facility	70 000	0	70 000	1-5 years
EIB credit facility	250 000	250 000	0	Over 5 years
Cash and cash equivalents			42 745	
Total	640 000	250 000	432 745	

The Group has financial covenants relating to interest cover and leverage. The covenants are typical in such arrangements. For each relevant period until 31 December 2027, the trigger event ratio levels are 1.46x for ICR and 10.18x for LR and the default ratios are 0.96x for ICR and 11.33x for LR. At the end of 2024, the ICR and LR were 4.59x and 8.15x, respectively. At end of 2023, the corresponding levels were 4.53x and 8.73x. Elenia Verkko Oyj is in compliance with the financial covenants. The covenants are tested semi-annually. Elenia Verkko Oyj always retains adequate headroom to both financial covenants on a historical and forward-looking basis. Elenia Verkko Oyj monitors the financial markets in order to carry out loan refinancing at an appropriate time, ahead of the due date of the current loans.

At the balance sheet date, the company had no draw downs on the Capex credit limit (2023: no drawings) nor the working capital limit (2023: no drawings) granted by international banks. At the balance sheet date, Elenia Verkko Oyj had a EUR 250 million credit limit from the European Investment Bank (EIB). The loans mature between 2028 and 2033.

INTEREST RATE RISK

Elenia is exposed to interest rate risk mainly through its interest-bearing net debt. The objective of the Group's interest rate risk management is to limit volatility of interest expenses in the income statement. The Group's interest rate risk management is handled by Group Treasury.

The interest rate risk is managed primarily by entering into loans with fixed interest. At the balance sheet date 86% (2023: 86%) of the loans were fixed rate loans.

A parallel shift of +/- 1.0 percentage points in the interest rate curve at the balance sheet date would have EUR +/- 2.7 million (2023: EUR +/- 2.7 million) effect on the interests relating to floating rate loans.

COMMODITY PRICE RISK

Changes in commodity prices affect mainly electricity purchases used for distribution losses and purchases of electricity network components. The Group has a hedging policy covering electricity purchases for at least the following 2-3 years to mitigate the impact of short-term price fluctuations. The majority of electricity purchases are hedged for the following year, with a declining hedging profile for the subsequent years. The regulatory methods governing electricity distribution operations provide protection against changes in commodity prices over the medium term. Changes in raw material prices such as oil, aluminum and copper affecting purchases of network components, causes fluctuations primarily in capital expenditure.

COUNTERPARTY AND CREDIT RISK

Accepted financial counterparties are counterparties approved in existing financing agreements and other counterparties separately approved by the Board of Directors. Cash and cash equivalents consist solely of short-term bank deposits.

CONTENTS

ELENIA

Elenia at your service	2
CEO's review	3
Theme article	5
Group key figures	8
Strategy	9
Stakeholder advisory committee	10
REPORT OF THE BOARD OF DIRECTORS	11
Consolidated financial statements	16
Consolidated statement of profit or loss	16
Consolidated statement of comprehensive income	16
Consolidated statement of financial position	17
Consolidated statement of cash flows	18
Consolidated statement of changes in equity	19
Notes to the consolidated financial statements	
1 Accounting policies	20
2 Operating profit	22
3 Investments and lease commitments	28
4 Capital structure and financial items	35
5 Consolidation	45
6 Other notes	47
Parent company financial statements	55
Signatures to the financial statements	66
Auditor's report	67
Elenia oy board of directors	69

4.3 OTHER COMMITMENTS AND CONTINGENCIES

OTHER COMMITMENTS

EUR 1,000	2024	2023
Registered floating charges: Provided on behalf of own and Group liabilities	13 500 000	13 500 000
Mortgages	202 000	202 000
Refundable connection fees	284 633	284 437

Group bank accounts have been pledged as security for loans from financial institutions and bonds.

4.4 EQUITY

Share capital

The shares are issued and fully paid.

Reserve for invested unrestricted equity

The reserve for invested non-restricted equity comprises of all other equity investments and paid share subscription price, that has not been specifically booked as share capital.

Equity repayment

Elenia Oy decided on 25 April 2024 the equity repayment of €54.0m. The equity repayment was done from Unrestricted equity.

The meeting of Elenia Oy's shareholders decided on 13 November 2020 the equity repayment of €550.0m based on the interim financial statements as of September 30, 2020 to its sole shareholder Elenia Investment S.à r.l. during 2020-2023. The equity repayment was done from Unrestricted equity and was transferred to short-term payables in December 2020. At the balance sheet date, the outstanding balance related to this equity repayment is 41.1 million euros.

Equity investment and common control reserve

In 2023 or 2024 there were no restructurings.

EUR 1,000	2024	2023
Unrestricted equity 1 Jan	-548 274	-548 274
Equity repayment	-53 988	0
Unrestricted equity 31 Dec	-602 262	-548 274

Retained earnings

Decrease in retained earnings of 3 000 thousand euros in 2024 is due to group contribution given to Elenia Group Oy. Also decrease in retained earnings of 5 000 thousand euros in 2023 is due to group contribution given to Elenia Group Oy.

Earnings per share

Earnings per share are calculated by dividing the profit or loss attributable to equity holders of the parent by the average number of shares during the reporting period:

EUR	2024	2023
Profit attributable to equity holders of the parent, EUR	70 740 792	63 118 775
Average number of shares, pcs	250	250
Earnings/share, EUR - basic = diluted	282 963	252 475

CONTENTS

ELENIA	
Elenia at your service	2
CEO's review	3
Theme article	5
Group key figures	8
Strategy	9
Stakeholder advisory committee	10
REPORT OF THE BOARD OF DIRECTORS	11
Consolidated financial statements	16
Consolidated statement of profit or loss	16
Consolidated statement of comprehensive income	16
Consolidated statement of financial position	17
Consolidated statement of cash flows	18
Consolidated statement of changes in equity	19
Notes to the consolidated financial statements	
1 Accounting policies	20
2 Operating profit	22
3 Investments and lease commitments	28
4 Capital structure and financial items	35
5 Consolidation	45
6 Other notes	47
Parent company financial statements	55
Signatures to the financial statements	66
Auditor's report	67
Elenia oy board of directors	69

5 CONSOLIDATION

5.1 BASIS OF CONSOLIDATION

The consolidated financial statements comprise the parent company Elenia Oy and its subsidiaries which the Group controls. Control is achieved when the Group is exposed, or has rights, to variable returns from its involvement with the investee and has ability to affect those returns through its power over the investee. The consolidated financial statements also include, as associated companies, any companies over which the Group has significant influence. Significant influence generally involves a shareholding of over 20% of the voting rights or when the Group has the power to participate in the financial and operating policy decisions of the investee but has not control or joint control over those policies.

Subsidiaries are included in the consolidated financial statements using the acquisition cost method. The acquisition cost is measured as the aggregate of the fair value of the assets given and liabilities incurred or assumed at the date of exchange. Costs related to acquisitions are recorded on the consolidated statement of profit or loss as other operating expenses. The excess of the cost of acquisition over the fair value of the Group's share of the net assets acquired is recorded as goodwill. Subsidiaries are fully consolidated from the date on which control is transferred to the Group.

Intercompany transactions, receivables and debts are eliminated in the consolidated financial statements.

Where necessary, the accounting policies of subsidiaries have been changed to ensure consistency with the accounting policies adopted by the Group.

As at 31 December 2024, the subsidiaries do not have non-controlling interests.

5.2 BUSINESS COMBINATIONS AND GOODWILL

Business combinations are accounted for using the acquisition method. The cost of an acquisition is measured as the aggregate of the consideration transferred, which is measured at acquisition date fair value and the amount of any non-controlling interest in the acquiree. For each business combination, the Group elects whether to measure the non-controlling interest in the acquiree at fair value or at the proportionate share of the

acquiree's identifiable net assets. Acquisition-related costs are expensed as incurred and included in administrative expenses.

When the Group acquires a business, it assesses the financial assets and liabilities assumed for appropriate classification and designation in accordance with the contractual terms, economic circumstances and pertinent conditions as at the acquisition date. This includes the separation of embedded derivatives in host contracts by the acquiree.

If the business combination is achieved in stages, the previously held equity interest is remeasured at its acquisition date fair value and any resulting gain or loss is recognised in the statement of profit or loss. It is then considered in the determination of goodwill. Any contingent consideration to be transferred by the acquirer will be recognised at fair value at the acquisition date.

Contingent consideration classified as an asset or liability that is a financial instrument and within the scope of IFRS 9 Financial Instruments, is measured at fair value with changes in fair value recognised either in the statement of profit or loss or as a change to other comprehensive income. If the contingent consideration is not within the scope of IFRS 9, it is measured in accordance with the appropriate IFRS. Contingent consideration that is classified as equity is not remeasured and subsequent settlement is accounted for within equity.

Goodwill is initially measured at cost, being the excess of the aggregate of the consideration transferred and the amount recognised for non-controlling interests, and any previous interest held, over the net identifiable assets acquired and liabilities assumed. If the fair value of the net assets acquired is in excess of the aggregate consideration transferred, the Group re-assesses whether it has correctly identified all of the assets acquired and all of the liabilities assumed and reviews the procedures used to measure the amounts to be recognised at the acquisition date. If the reassessment still results in an excess of the fair value of net assets acquired over the aggregate consideration transferred, then the gain is recognised in the consolidated statement of profit or loss.

After initial recognition, goodwill is measured at cost less any accumulated impairment losses. For the purpose of impairment testing, goodwill acquired in a business combination is, from the acquisition date, allocated to each of the Group's cash-generating units that are expected to benefit from the combination,

irrespective of whether other assets or liabilities of the acquiree are assigned to those units.

Where goodwill has been allocated to a cash-generating unit and part of the operation within that unit is disposed of, the goodwill associated with the disposed operation is included in the carrying amount of the operation when determining the gain or loss on disposal. Goodwill disposed in these circumstances is measured based on the relative values of the disposed operation and the portion of the cash-generating unit retained.

5.3 ACQUISITIONS AND DISPOSALS

They were no business sales during the fiscal year 2024.

Elenia made a contract with Elisa Oyj on December 28, 2023, regarding the sale of its Fibrec business and completed the sale of the Fibre business on December 31, 2023. The sales profit (before taxes) was recorded in other operating income. Taking into account transaction costs and other one-time items related to the transaction, the transaction had a positive impact of 2.8 million euros on Elenia's operating profit in 2023. The fibre optic network built by Elenia is available to approximately 8,000 households and small businesses in its operating area.

The revenue from the Fiber Optic business was 0.2 million euros in 2023 and 0.4 million euros in 2022. There was no transfer of personnel as part of the transaction. The assets removed from Elenia's balance sheet in connection with the transaction consisted of the fibre optic network, unfinished fibre optic network projects, and land use rights. The value of these assets totaled 10.0 million euros. The transaction had a positive cash flow impact of 13.0 million euros on Elenia's investment cash flow.

CONTENTS

ELENIA

Elenia at your service	2
CEO's review	3
Theme article	5
Group key figures	8
Strategy	9
Stakeholder advisory committee	10

REPORT OF THE BOARD OF DIRECTORS

Consolidated financial statements	16
Consolidated statement of profit or loss	16
Consolidated statement of comprehensive income	16
Consolidated statement of financial position	17
Consolidated statement of cash flows	18
Consolidated statement of changes in equity	19
Notes to the consolidated financial statements	
1 Accounting policies	20
2 Operating profit	22
3 Investments and lease commitments	28
4 Capital structure and financial items	35
5 Consolidation	45
6 Other notes	47
Parent company financial statements	55
Signatures to the financial statements	66
Auditor's report	67
Elenia oy board of directors	69

5.4 OTHER CHANGES IN ACCOUNTING POLICIES AND DISCLOSURES / NEW AND AMENDED STANDARDS AND INTERPRETATIONS ISSUED BUT NOT YET EFFECTIVE

5.4.1 Changes in accounting policies and disclosures

The Group applied for the first-time certain standards and amendments which are effective for annual periods beginning on or after 1 January 2024. The nature of each new standard and amendment adopted by the Group has been described in the relevant note. New standards and amendments not material for the Group have been described below:

AMENDMENTS ON IFRS 16: LEASE LIABILITY IN SALE AND LEASEBACK

The amended standards will be effective for annual periods beginning on or after 1 January 2024 with early adoption permitted.

The changes affect how the seller-lessee handles the variable rental payments arising in a sale and leaseback transaction. With the changes, a new variable payment accounting model will be introduced, which requires that seller-lessees reevaluate, and possibly correct sales and leaseback transactions made since 2019.

The amendments do not have a material impact on the consolidated financial statements.

AMENDMENTS TO IAS 7 AND IFRS 7: SUPPLIER FINANCE ARRANGEMENTS

The amended standards will be effective for annual periods beginning on or after 1 January 2024 with early adoption permitted.

The amendments require disclosures to enhance the transparency of supplier finance arrangements and their effects on an entity's liabilities, cash flows and exposure to liquidity risk.

The amendments do not have a material impact on the consolidated financial statements.

AMENDMENTS TO IAS 12: INTERNATIONAL TAX REFORM-PILLAR TWO MODEL RULES

The amended standards will be effective for annual periods beginning on 1 January 2023.

The amendment introduces a mandatory temporary exception to the accounting for deferred taxes arising from the jurisdictional implementation of the Pillar two model rules and requirements to disclose if the exception has been applied or not as well as disclosure requirements to help users of the financial statements better understand an entity's exposure to Pillar two taxes, particularly before its effective.

The amendments do not have a material impact on the consolidated financial statements.

5.4.2 New and amended standards and interpretations issued but not yet effective

Certain new and amended standards and interpretations are issued but not yet effective up to the date of issuance of the

consolidated financial statements. The Group intends to adopt these standards, amendments and interpretations, if applicable, when they become effective. The nature of each new standard and amendment to be adopted by the Group has been described below:

IFRS 18: PRESENTATION AND DISCLOSURE IN FINANCIAL STATEMENTS

The new standard will be effective for annual periods beginning on or after 1 January 2027 with early adoption permitted.

The new standard brings changes to the structure of the income statement and mandatory subtotals, as well as the requirement to present additional information on certain key figures defined by management.

The amendments have a material impact on the consolidated financial statements.

REGULATORY ASSETS AND REGULATORY LIABILITIES: POSSIBLE NEW STANDARD

The International Accounting Standards Board published in January 2021 an exposure draft on Regulatory Assets and Regulatory Liabilities. The Exposure Draft sets out the IASB's proposals for a model to account for regulatory assets and regulatory liabilities. If issued as a new IFRS Standard, the proposals would replace IFRS 14 *Regulatory Deferral Accounts*. The IASB discussed feedback on the Exposure Draft during October and November 2021 and will begin redeliberating the proposals in the Exposure Draft at a future meeting.

Group is following closely the development of this initiative and evaluating impacts.

CONTENTS

ELENIA

Elenia at your service	2
CEO's review	3
Theme article	5
Group key figures	8
Strategy	9
Stakeholder advisory committee	10
REPORT OF THE BOARD OF DIRECTORS	11
Consolidated financial statements	16
Consolidated statement of profit or loss	16
Consolidated statement of comprehensive income	16
Consolidated statement of financial position	17
Consolidated statement of cash flows	18
Consolidated statement of changes in equity	19
Notes to the consolidated financial statements	
1 Accounting policies	20
2 Operating profit	22
3 Investments and lease commitments	28
4 Capital structure and financial items	35
5 Consolidation	45
6 Other notes	47
Parent company financial statements	55
Signatures to the financial statements	66
Auditor's report	67
Elenia oy board of directors	69

6 OTHER NOTES

6.1 TAXES

6.1.1 Income tax



ACCOUNTING POLICY

INCOME TAXES

Current income tax assets and liabilities for the current period are measured at the amount expected to be recovered from or paid to the taxation authorities. The tax rates and tax laws used to compute the amount are those that are enacted or substantively enacted, at the reporting date in the countries where the Group operates and generates taxable income.

Current income tax relating to items recognised directly in equity is recognised in equity and not in the consolidated statement of profit or loss. Management periodically evaluates positions taken in the tax returns with respect to situations in which applicable tax regulations are subject to interpretation and establishes provisions where appropriate.



SIGNIFICANT ACCOUNTING JUDGEMENTS, ESTIMATES AND ASSUMPTIONS

INCOME TAXES

Uncertainties exist with respect to the interpretation of complex tax regulations, changes in tax laws, and the amount and timing of future taxable income. Given the long-term nature and complexity of existing contractual agreements, differences arising between the actual results and the assumptions made, or future changes to such assumptions, could necessitate future adjustments to the tax estimation.

The Group companies establish provisions based on reasonable estimates. In the case that the final taxes are different than the amounts initially recognized, these differences will affect income tax and provisions for deferred tax during the year when the determination of tax differences took place. Management estimates that the estimated tax shown in the consolidated financial statement represent a reasonable estimate of the Group's tax position.

The major components of income tax expense for the years ended 31 December 2024 and 2023 are:

CONSOLIDATED STATEMENT OF PROFIT AND LOSS		
EUR 1,000	2024	2023
Current income tax charge	-2 504	-2 504
Adjustments in respect of current income tax of previous periods	-3	1
Deferred taxes	-14 466	-12 315
Income tax expense reported in the consolidated statement of profit or loss	-16 972	-14 819

CONSOLIDATED STATEMENT OF OCI		
EUR 1,000	2024	2023
Deferred tax related to items recognised in OCI during the year:		
Remeasurement gains (losses) on defined benefit plans	-14	3
Deferred tax charged to OCI	-14	3

INCOME TAX RATE

Tax on profit before tax deviates from the nominal tax calculated according to the tax rate as follows:

EUR 1,000	2024	2023
Profit before tax	-87 659	-77 949
Theoretical income tax using the nominal tax rate of 20.0% (2023: 20.0%)	-17 532	-15 590
- tax-free income items	-23	-199
- expenses that are non-deductible in taxation	-26	-46
-Deductible expenses not recorded in profit and loss	611	1 015
- adjustment of taxes based on previous periods	-3	1
Income tax in the income statement	-16 972	-14 819
Effective tax rate was 19% (2023: 19%)		

CONTENTS

ELENIA

Elenia at your service	2
CEO's review	3
Theme article	5
Group key figures	8
Strategy	9
Stakeholder advisory committee	10
REPORT OF THE BOARD OF DIRECTORS	11
Consolidated financial statements	16
Consolidated statement of profit or loss	16
Consolidated statement of comprehensive income	16
Consolidated statement of financial position	17
Consolidated statement of cash flows	18
Consolidated statement of changes in equity	19
Notes to the consolidated financial statements	
1 Accounting policies	20
2 Operating profit	22
3 Investments and lease commitments	28
4 Capital structure and financial items	35
5 Consolidation	45
6 Other notes	47
Parent company financial statements	55
Signatures to the financial statements	66
Auditor's report	67
Elenia oy board of directors	69

6.1.2 Deferred tax

 ACCOUNTING POLICY
DEFERRED TAX

Deferred tax is provided using the liability method on temporary differences between the tax bases of assets and liabilities and their carrying amounts for financial reporting purposes at the reporting date.

Deferred tax liabilities are recognised for all taxable temporary differences, except:

- When the deferred tax liability arises from the initial recognition of goodwill or an asset or liability in a transaction that is not a business combination and, at the time of the transaction, affects neither the accounting profit nor taxable profit or loss.
- In respect of taxable temporary differences associated with investments in subsidiaries, associates and interests in joint ventures, when the timing of the reversal of the temporary differences can be controlled, and it is probable that the temporary differences will not reverse in the foreseeable future.

Deferred tax assets are recognised for all deductible temporary differences, the carry forward of unused tax credits and any unused tax losses. Deferred tax assets are recognised to the extent that it is probable that taxable profit will be available against which the deductible temporary differences, and the carry forward of unused tax credits and unused tax losses can be utilised, except:

- When the deferred tax asset relating to the deductible temporary difference arises from the initial recognition of an asset or liability in a transaction that is not a business combination and, at the time of the transaction, affects neither the accounting profit nor taxable profit or loss.
- In respect of deductible temporary differences associated with investments in subsidiaries, associates and interests in joint ventures, deferred tax assets are recognised only to the extent that it is probable that the temporary differences will reverse in the foreseeable future and taxable profit will be available against which the temporary differences can be utilized.

The carrying amount of deferred tax assets is reviewed at each reporting date and reduced to the extent that it is no longer probable that sufficient taxable profit will be available to allow all or part of the deferred tax asset to be utilised. Unrecognised deferred tax assets are reassessed at each reporting date and are recognised to the extent that it has become probable that future taxable profits will allow the deferred tax asset to be recovered.

Deferred tax assets and liabilities are measured at the tax rates that are expected to apply in the year when the asset is realised or the liability is settled, based on tax rates (and tax laws) that have been enacted or substantively enacted at the reporting date.

Deferred tax relating to items recognised outside the statement of profit or loss is recognised outside the statement of profit or loss. Deferred tax items are recognised in correlation to the underlying transaction either in other comprehensive income or directly in equity.

The Group offsets deferred tax assets and deferred tax liabilities if, and only if, it has a legally enforceable right to set off current tax assets and current tax liabilities and the deferred tax assets and deferred tax liabilities relate to income taxes levied by the same taxation authority on either the same taxable entity or different taxable entities which intend either to settle current tax liabilities and assets on a net basis, or to realise the assets and settle the liabilities simultaneously, in each future period in which significant amounts of deferred tax liabilities or assets are expected to be settled or recovered.

 ACCOUNTING JUDGEMENTS
DEFERRED TAX

The Group recognizes deferred tax assets by taking into account their recoverability, based on the existence of deferred tax liabilities with similar maturities for netting and the possibility of generation of sufficient future taxable profits. The management assessed the deferred tax booked in the financial statements to be recoverable.

The estimations and the actual flows of taxes paid or received could differ from the estimates made by the Group as a result of unforeseen future legal changes in estimates.

 ACCOUNTING ESTIMATES
DEFERRED TAX

The Group has deferred tax assets and liabilities which are expected to be realised through the consolidated statement of profit or loss over certain periods of time in the future. The calculation of deferred tax assets and liabilities involves making certain assumptions and estimates regarding the future tax consequences attributable to differences between the carrying amounts of assets and liabilities as recorded in the financial statements and their tax basis.

CONTENTS

ELENIA

Elenia at your service	2
CEO's review	3
Theme article	5
Group key figures	8
Strategy	9
Stakeholder advisory committee	10

REPORT OF THE BOARD OF DIRECTORS 11

Consolidated financial statements	16
Consolidated statement of profit or loss	16
Consolidated statement	
of comprehensive income	16
Consolidated statement	
of financial position	17
Consolidated statement of cash flows	18
Consolidated statement of changes in equity	19

Notes to the consolidated financial statements

1 Accounting policies	20
2 Operating profit	22
3 Investments and lease commitments	28
4 Capital structure and financial items	35
5 Consolidation	45
6 Other notes	47

Parent company financial statements 55

Signatures to the financial statements 66

Auditor's report 67

Elenia oy board of directors 69

CHANGE IN DEFERRED TAX ASSETS AND LIABILITIES IN 2024

	Balance sheet 1 Jan 2024	Recognised in the statement of profit or loss	Recognised in other comprehensive income	Balance sheet 31 Dec 2024
Deferred tax assets				
EUR 1,000				
Elimination of internal margin in non-current assets	15 491	3 725	0	19 216
Measurement of assets at fair value in acquisition	255	-49	0	206
Defined benefit plans	40	-5	-14	21
Liabilities related to contracts with customers	9 897	1 758	0	11 655
Finance leases	17	-89	0	-71
Cloud computing arrangements	470	134	0	604
Total	26 170	5 474	-14	31 631
Deferred tax assets	26 170	5 474	-14	31 631

	Balance sheet 1 Jan 2024	Recognised in the statement of profit or loss	Recognised in other comprehensive income	Balance sheet 31 Dec 2024
Deferred tax liabilities				
EUR 1,000				
Depreciation differences	949	-155	0	794
Measurement of assets at fair value in acquisition	124 293	24 409	0	148 702
Elimination of internal margin in non-current assets	49 762	-4 314	0	45 449
Total	175 005	19 940	0	194 945
Deferred tax liabilities	175 005	19 940	0	194 945

CHANGE IN DEFERRED TAX ASSETS AND LIABILITIES IN 2023

	Balance sheet 1 Jan 2023	Recognised in the statement of profit or loss	Recognised in other comprehensive income	Balance sheet 31 Dec 2023
Deferred tax assets				
EUR 1,000				
Measurement of assets at fair value in acquisition	12 012	3 479	0	15 491
Deferred tax asset for the confirmed losses	304	-49	0	255
Defined benefit plans	50	-14	3	40
Liabilities related to contracts with customers	8 307	1 590	0	9 897
Finance leases	55	-38	0	17
Cloud computing arrangements	245	225	0	470
Total	20 973	5 194	3	26 170
Deferred tax assets	20 973	5 194	3	26 170

	Balance sheet 1 Jan 2023	Recognised in the statement of profit or loss	Recognised in other comprehensive income	Balance sheet 31 Dec 2023
Deferred tax liabilities				
EUR 1,000				
Depreciation differences	1 101	-152	0	949
Measurement of assets at fair value in acquisition	102 318	21 975	0	124 293
Elimination of internal margin in non-current assets	54 076	-4 314	0	49 762
Total	157 495	17 510	0	175 005
Deferred tax liabilities	157 495	17 510	0	175 005

CONTENTS

ELENIA

Elenia at your service	2
CEO's review	3
Theme article	5
Group key figures	8
Strategy	9
Stakeholder advisory committee	10
REPORT OF THE BOARD OF DIRECTORS	11
Consolidated financial statements	16
Consolidated statement of profit or loss	16
Consolidated statement of comprehensive income	16
Consolidated statement of financial position	17
Consolidated statement of cash flows	18
Consolidated statement of changes in equity	19
Notes to the consolidated financial statements	
1 Accounting policies	20
2 Operating profit	22
3 Investments and lease commitments	28
4 Capital structure and financial items	35
5 Consolidation	45
6 Other notes	47
Parent company financial statements	55
Signatures to the financial statements	66
Auditor's report	67
Elenia oy board of directors	69

6.2 PENSIONS AND OTHER POST-EMPLOYMENT BENEFITS

ACCOUNTING POLICY

PENSION OBLIGATIONS

Pension arrangements are categorised as defined benefit or defined contribution plans. Under defined contribution plans, the Group pays fixed pension contributions and has no legal or constructive obligation to make additional payments. This category includes the Finnish Statutory Employment Pension Scheme (TyEL). Payments relating to defined contribution pension plans are recognised in the consolidated statement of profit or loss under personnel expenses for the period in which they are due.

For defined benefit plans, pension costs are assessed using the projected unit credit method. The cost of providing pensions is recorded in the consolidated statement of profit or loss as to spread the service cost over the service lives of employees. The defined benefit obligation is calculated annually on the reporting date and is measured as the present value of the estimated future cash flows.

The Group applies the IAS 19 standard to calculations on defined benefit pension plans. Under this standard, all actuarial gains and losses are recognised in the period in which they occur in total in other comprehensive income and the net defined benefit liability or asset is presented in full on the consolidated statement of financial position. The expected return on plan assets is calculated using the same discount rate as applied for discounting the benefit obligation to its present value. Current and past service costs as well as net interest on net defined benefit liability is recorded in the consolidated statement of profit or loss. Items arising from the remeasurement of the net defined benefit liability are recognised in consolidated statement of other comprehensive income.

The Group has defined contribution pension plans concerning additional pensions. The benefits are insured with an insurance company.

The benefits include both defined benefit (DB) and defined contribution (DC) parts as defined in IAS 19. In the following tables, figures are presented for DB part of the plan.

Items recognised on the consolidated statement of financial position at 31 December

EUR 1,000	2024	2023
Items recognised on the consolidated statement of financial position at 31 December		
Current value of funded obligations	1 548	1 576
Fair value of assets	-1 445	-1 378
Deficit	103	198
Value of the obligation on the consolidated statement of financial position	103	198

The obligations of defined benefit pension plans have changed as follows:

EUR 1,000	2024	2023
Obligation at the beginning of the year	1 576	1 643
Interest expenses	61	60
Actuarial losses	91	49
Benefits paid	-181	-176
Obligation at the end of the year	1 547	1 576

The fair value of the assets of defined benefit pension plans has developed as follows:

EUR 1,000	2024	2023
Fair value of plan assets at the beginning of the year	1 379	1 394
Expected income from assets	54	50
Actuarial gains	160	36
Payments by the employer	33	74
Benefits paid	-181	-176
Fair value of plan assets at the end of the year	1 445	1 379

The obligation in the consolidated statement of financial position consists of the following items:

EUR 1,000	2024	2023
Obligation at the beginning of the year	198	249
Net cost recognised in the statement of profit or loss	7	9
Payments by the employer	-33	-75
Profits and losses recognised in other comprehensive income	-68	14
Value of the obligation at year end	103	198

Items recognised in the consolidated statement of profit or loss

EUR 1,000	2024	2023
Interest income	-54	-51
Interest expenses	61	60
Total	7	9

Items recognised in the consolidated statement of other comprehensive income for the year

EUR 1,000	2024	2023
Actuarial gains/(losses) on assets	-160	-36
Actuarial gains/(losses) on obligations	91	49
Total	-68	13

CONTENTS

ELENIA

Elenia at your service	2
CEO's review	3
Theme article	5
Group key figures	8
Strategy	9
Stakeholder advisory committee	10
REPORT OF THE BOARD OF DIRECTORS	11
Consolidated financial statements	16
Consolidated statement of profit or loss	16
Consolidated statement of comprehensive income	16
Consolidated statement of financial position	17
Consolidated statement of cash flows	18
Consolidated statement of changes in equity	19
Notes to the consolidated financial statements	
1 Accounting policies	20
2 Operating profit	22
3 Investments and lease commitments	28
4 Capital structure and financial items	35
5 Consolidation	45
6 Other notes	47
Parent company financial statements	55
Signatures to the financial statements	66
Auditor's report	67
Elenia oy board of directors	69

As the defined benefit plans are managed by an external insurance company, it is not possible to present a division of the fair values of the plan assets.

Expected contributions for 2025 are estimated to be EUR 8 thousand.

The weighted average duration of defined benefit obligation is 10-13 years.

The following table shows the maturity profile of the future benefit payments.

EUR 1,000	2024	2023
Under 1 year	184	186
1-10 years	891	968
10-20 years	622	708
20-30 years	341	420
Over 30 years	173	238
Total	2 211	2 521

ACTUARIAL ASSUMPTIONS USED IN CALCULATIONS

%	2024	2023
Discount rate	3,1 %	4,1 %
Estimate of salary increases	2,1 %	2,7 %
Inflation	1,9 %	2,5 %

Sensitivity analysis of defined benefit pension plans

The following table shows how the discount rate affects to projected benefit obligation, related service cost and interest cost.

2024

Assumption EUR 1,000	Defined benefit obligations	Fair value of Plan assets	Net Liability	Service costs for the next reporting year	Net interest
Discount rate 3,1 %	1 548	1 445	103	0	3
0.5% increase	1 476	1 383	93	0	3
0.5% decrease	1 626	1 512	114	0	3

2023

Assumption EUR 1,000	Defined benefit obligations	Fair value of Plan assets	Net Liability	Service costs for the next reporting year	Net interest
Discount rate 4,1 %	1 576	1 378	198	0	7
0.5% increase	1 506	1 323	183	1	7
0.5% decrease	1 653	1 439	215	2	6

CONTENTS

ELENIA

Elenia at your service	2
CEO's review	3
Theme article	5
Group key figures	8
Strategy	9
Stakeholder advisory committee	10

REPORT OF THE BOARD OF DIRECTORS 11

Consolidated financial statements	16
Consolidated statement of profit or loss	16
Consolidated statement of comprehensive income	16
Consolidated statement of financial position	17
Consolidated statement of cash flows	18
Consolidated statement of changes in equity	19

Notes to the consolidated financial statements

1 Accounting policies	20
2 Operating profit	22
3 Investments and lease commitments	28
4 Capital structure and financial items	35
5 Consolidation	45
6 Other notes	47

Parent company financial statements 55

Signatures to the financial statements	66
Auditor's report	67
Elenia oy board of directors	69

6.3 RELATED PARTY DISCLOSURES

In accordance with IAS 24, related parties include the board of directors, CEO and other members of the Elenia Oy group's management team, the head of the Elenia Oy group's procurement and development unit, their close family members, and entities in which the above-mentioned persons directly or indirectly exercise control. In addition, related parties include Elenia's significant shareholders who own more than 20 percent of the company's shares or the combined number of votes of all shares.

The company maintains lists of related parties. The company has guidelines for identifying related party transactions of entities identified in the related party register, and they are obliged to notify the company in advance of their planned contracts and legal actions with companies belonging to the group, if the value of the transaction exceeds EUR 5,000.00. In addition, they are asked annually to confirm the related party activities that have been carried out. Related party transactions that are not part of the company's normal business or are made outside of the usual commercial terms are handled in the company in accordance with the applicable related party administration guidelines.

Shareholders

All of the shares in Elenia Oy are owned by a Luxembourg company, Elenia Investments S.à r.l.

Elenia's ultimate parent Elton Investments S.à r.l. is majority owned by a consortium of infrastructure investors: Société Foncière Européenne B.V.(SFE) and Allianz Infrastructure Luxembourg I S.à r.l. (AIL), Lynx Elton S.à r.l. (Lynx Elton), Allianz European Infrastructure Acquisition Holding S.à r.l. (AEIAH), Elton Ventures S.à r.l., Manco Investment Oy and Valtion Eläkerahasto (VER).

SFE and AIL are fully indirect subsidiaries of Allianz SE, and therefore members of the Allianz Group. AEIAH is an investment vehicle of the Allianz European Infrastructure Fund S.A. RAIF (AEIF), a fund managed by Allianz Capital Partners (ACP) and Lynx Elton is a vehicle managed by CapMan Infra and advised by ACP. Elton Ventures S.à r.l. is an entity managed by Macquarie Infrastructure and Real Assets (Europe) Limited (MIRA) and whose majority shareholder is Macquarie Super Core Infrastructure Fund SCSp. Manco Investment Oy is owned by five Elenia's key management persons.

SUBSIDIARIES AND ASSOCIATES

Elenia Oy (former Elenia Services Oy) owns all of the shares in Elenia Verkko Oyj which owns all of the shares in Elenia Innovations Oy.

SENIOR MANAGEMENT

Elenia Oy is managed by its Board of Directors. Elenia's senior management includes the Board of Directors and the CEO. Elenia Group has not had any business transactions with persons included in its senior management and Elenia Group has not granted loans to these persons.

Five of the key management persons have invested into Elton Investment S.à r.l. which is the ultimate owner of Elenia Oy. The management investment is channelled through a management owned holding company Manco Investment Oy, which owns approximately 0.3% of Elton Investment S.à r.l. after the arrangement. The equity investment has been made at fair market values.

MANAGEMENT TEAM

Management team of Elenia Oy is included within the scope of the long-term incentive plan. Description of the long-term incentive plan has been disclosed in note 2.3.3.

BUSINESS TRANSACTIONS

All transactions with related parties take place in an arm's length manner.

Group companies have intercompany transactions which are related to internal services and construction Elenia Oy provides to Elenia Verkko Oyj. These are eliminated upon consolidation.

During the fiscal year 2024, the group did not have any long-term loans with related parties.

Elenia Oy decided on 25 April 2024 the equity repayment of €54.0m.

The meeting of Elenia Oy's shareholders decided on 13 November 2020 the equity repayment of €550.0m based on the interim financial statements as of September 30, 2020 to its sole shareholder Elenia Investment S.à r.l. during 2020-2023. During financial year 2023 the payment period was extended until end of 2025.

The equity repayment was done from Unrestricted equity and was transferred to short-term payables in December 2020. The following table includes the specification of equity repayments from 2021 to 2024.

EUR 1,000	Unrestricted equity repayment liability 1 Jan 2021	Decrease by 31 Dec 2024
Elenia Investments S.à r.l.	550 000	550 000

CONTENTS

ELENIA

Elenia at your service	2
CEO's review	3
Theme article	5
Group key figures	8
Strategy	9
Stakeholder advisory committee	10

REPORT OF THE BOARD OF DIRECTORS

Consolidated financial statements	16
Consolidated statement of profit or loss	16
Consolidated statement of comprehensive income	16
Consolidated statement of financial position	17
Consolidated statement of cash flows	18
Consolidated statement of changes in equity	19

Notes to the consolidated financial statements

1 Accounting policies	20
2 Operating profit	22
3 Investments and lease commitments	28
4 Capital structure and financial items	35
5 Consolidation	45
6 Other notes	47

Parent company financial statements

Signatures to the financial statements	66
Auditor's report	67
Elenia oy board of directors	69

6.4 EVENTS AFTER THE REPORTING PERIOD

Sanna Murtojärvi has been appointed as Chief People Officer and member of the management team effective January 1st, 2025.

Elenia has entered into an EUR 100 million loan agreement with the Nordic Investment Bank ("NIB"). The loan will be used to finance part of Elenia's investment programme that is designed to improve the security of supply and enable green transition. The loan has been fully drawn.

CONTENTS

ELENIA

Elenia at your service	2
CEO's review	3
Theme article	5
Group key figures	8
Strategy	9
Stakeholder advisory committee	10

REPORT OF THE BOARD OF DIRECTORS

Consolidated financial statements	16
Consolidated statement of profit or loss	16
Consolidated statement of comprehensive income	16
Consolidated statement of financial position	17
Consolidated statement of cash flows	18
Consolidated statement of changes in equity	19
Notes to the consolidated financial statements	
1 Accounting policies	20
2 Operating profit	22
3 Investments and lease commitments	28
4 Capital structure and financial items	35
5 Consolidation	45
6 Other notes	47
Parent company financial statements	55
Signatures to the financial statements	66
Auditor's report	67
Elenia oy board of directors	69

6.5 CONSOLIDATED STATEMENT OF PROFIT OR LOSS (ADJUSTED FOR COMPARABILITY)

ACCOUNTING POLICY

COMPARABILITY WITH PREVIOUS YEAR FIGURES

Items affecting comparability include items whose adjustment substantially improves the comparability of figures from different years. Typically, they are exceptional either due to their size or nature, one-off or otherwise items that do not relate to the actual operative business of the Group. Such items may arise for example from unusually strong storms, legal costs, corporate and structural arrangements or financial arrangements. These items have been specified in the notes of the consolidated financial statements.

EUR 1,000	Note	1 Jan - 31 Dec 2024	1 Jan - 31 Dec 2023
Revenue	2.1.1	347 849	326 948
Items affecting comparability included in revenue		-116	-2 157
Other operating income	2.2.1	2 727	4 800
Items affecting comparability included in other operating income		0	1 704
Materials and services		-68 843	-73 412
Employee benefit expenses	2.3.3	-17 596	-17 037
Other operating expenses	2.3.1	-29 146	-23 701
Operating expenses Total		-115 585	-114 150
Items affecting comparability included in operating expenses		1 694	1 587
EBITDA		234 991	217 599
EBITDA before Items affecting comparability		233 413	216 465
Depreciation and amortisation	3	-96 527	-93 448
Operating profit		138 463	124 150
Operating profit before Items affecting comparability		136 885	123 017

The purpose of the table is to illustrate the underlying profitability of the business without any items affecting comparability (defined in the finance documentation as “exceptional, one off, non-recurring or extraordinary items”). The financial covenants related to Group’s financing are calculated excluding Exceptional Items.

In 2024 in total EUR 1 578 thousand was recognised as items affecting comparability. This amount consists of exceptional network losses of EUR 274 thousand, costs that relate to legal actions due to regulatory changes of EUR 1 600 thousand, temporary network upstream cost rebate of EUR 11 551 thousand, extraordinary costs EUR 7 796 thousand and expenses related to personnel changes of EUR 303 thousand.

The maximum monthly average electricity price in Finland during the previous 10-year period was 57 €/MWh as per June 2021. On this basis, costs from network losses exceeding 60 €/MWh on a monthly basis are treated as exceptional. Finland’s transmission system operator, Fingrid granted rebate for 3 months in 2024, and in 2023 granted rebate for 6 months. This is the result of significantly higher than expected congestion income caused by electricity price differences at Finland’s boarders.. Elenia’s distribution revenue decreased correspondingly by the proportion of grid service fees invoiced directly from customers connected to Elenia’s high voltage network.

In 2023 in total EUR 1 134 thousand was recognised as items affecting comparability. This amount consists of exceptional network losses of EUR 17 328 thousand, costs that relate to legal actions due to regulatory changes of EUR 225 thousand, temporary rebate to customers of EUR 3 295 thousand, temporary network upstream cost rebate of EUR 19 431 thousand, increased costs of electricity used in substations EUR 292 thousand and sale of business totaling to EUR 2 842 thousand income.

CONTENTS

ELENIA	
Elenia at your service	2
CEO’s review	3
Theme article	5
Group key figures	8
Strategy	9
Stakeholder advisory committee	10
REPORT OF THE BOARD OF DIRECTORS 11	
Consolidated financial statements	16
Consolidated statement of profit or loss	16
Consolidated statement	
of comprehensive income	16
Consolidated statement	
of financial position	17
Consolidated statement of cash flows	18
Consolidated statement of changes in equity	19
Notes to the consolidated financial statements	
1 Accounting policies	20
2 Operating profit	22
3 Investments and lease commitments	28
4 Capital structure and financial items	35
5 Consolidation	45
6 Other notes	47
Parent company financial statements	55
Signatures to the financial statements	66
Auditor’s report	67
Elenia oy board of directors	69

PARENT COMPANY FINANCIAL STATEMENTS

PARENT COMPANY INCOME STATEMENT

EUR	Notes	1 Jan - 31 Dec 2024	1 Jan - 31 Dec 2023
Revenue	1.1	143 884 534,80	146 303 486,72
Other operating income	1.2	1 033 578,18	3 296 609,21
Materials and services	1.3	-88 880 670,49	-94 307 184,87
Personnel expenses	1.4	-16 676 996,74	-16 623 029,74
Depreciation, amortisation and impairment	1.5	-3 131 524,17	-3 259 743,95
Other operating expenses	1.6	-14 929 554,15	-14 565 274,79
Operating profit		21 299 367,43	20 844 862,58
Finance income and expenses	1.7	-1 793,40	-2 352,62
Profit / loss before appropriations and taxes		21 297 574,03	20 842 509,96
Appropriations	1.8		
Change in accelerated depreciations		683 600,99	1 485 687,16
Group contributions		-21 893 000,00	-22 336 000,00
Income taxes	1.9	-196,45	-81,89
Profit / loss for the year		87 978,57	-7 884,77

CONTENTS

ELENIA	
Elenia at your service	2
CEO's review	3
Theme article	5
Group key figures	8
Strategy	9
Stakeholder advisory committee	10
REPORT OF THE BOARD OF DIRECTORS	11
Consolidated financial statements	16
Consolidated statement of profit or loss	16
Consolidated statement of comprehensive income	16
Consolidated statement of financial position	17
Consolidated statement of cash flows	18
Consolidated statement of changes in equity	19
Notes to the consolidated financial statements	
1 Accounting policies	20
2 Operating profit	22
3 Investments and lease commitments	28
4 Capital structure and financial items	35
5 Consolidation	45
6 Other notes	47
Parent company financial statements	55
Signatures to the financial statements	66
Auditor's report	67
Elenia oy board of directors	69

PARENT COMPANY BALANCE SHEET

EUR	Notes	31 Dec 2024	31 Dec 2023
ASSETS			
Non-current assets			
Intangible assets	2.1		
Goodwill		1 029 052,12	1 272 683,68
Other capitalized long-term expenditure		5 553 304,00	3 129 152,10
		6 582 356,12	4 401 835,78
Tangible assets	2.2		
Machinery and equipments		548 555,72	899 309,87
Advance payments and construction in progress		571 011,42	3 628 705,52
		1 119 567,14	4 528 015,39
Investments	2.3		
Holdings in group companies		1 600 926 997,76	1 657 480 000,00
		1 600 926 997,76	1 657 480 000,00
Total non-current assets		1 608 628 921,02	1 666 409 851,17

EUR	Notes	31 Dec 2024	31 Dec 2023
Current assets			
Short-term receivables	2.4		
Trade receivables		650 655,35	1 060 581,16
Receivables from group companies		32 603 524,32	79 575 498,84
Other receivables		13 275,99	13 380,00
Prepayments and accrued income		1 988 965,48	1 725 404,86
		35 256 421,14	82 374 864,86
Total current assets		35 256 421,14	82 374 864,86
TOTAL ASSETS		1 643 885 342,16	1 748 784 716,03

CONTENTS

ELENIA

Elenia at your service	2
CEO's review	3
Theme article	5
Group key figures	8
Strategy	9
Stakeholder advisory committee	10

REPORT OF THE BOARD OF DIRECTORS

Consolidated financial statements	16
Consolidated statement of profit or loss	16
Consolidated statement of comprehensive income	16
Consolidated statement of financial position	17
Consolidated statement of cash flows	18
Consolidated statement of changes in equity	19

Notes to the consolidated financial statements

1 Accounting policies	20
2 Operating profit	22
3 Investments and lease commitments	28
4 Capital structure and financial items	35
5 Consolidation	45
6 Other notes	47

Parent company financial statements	55
Signatures to the financial statements	66
Auditor's report	67
Elenia oy board of directors	69

PARENT COMPANY BALANCE SHEET

EUR	Notes	31 Dec 2024	31 Dec 2023
EQUITY AND LIABILITIES			
Capital and reserves	3.1		
Subscribed capital		2 500,00	2 500,00
Non restricted equity		1 603 981 282,46	1 657 969 584,70
Retained earnings		-258 440,85	-250 556,08
Profit / Loss for the financial year		87 978,57	-7 884,77
		1 603 813 320,18	1 657 713 643,85
Cumulative accelerated depreciations	3.2	865 006,49	1 548 607,48
Liabilities	3.3		
Non-current liabilities			
Other non-current liabilities		1 112 029,00	1 365 059,00
		1 112 029,00	1 365 059,00
Current liabilities			
Trade payables		6 276 463,27	8 580 654,65
Liabilities to group companies		32 473,82	50 461,35
Group contribution liability		18 893 000,00	22 336 000,00
Other short-term liabilities		6 932 087,51	48 806 700,96
Accruals and deferred income		5 960 961,89	8 383 588,74
		38 094 986,49	88 157 405,70
Total liabilities		39 207 015,49	89 522 464,70
TOTAL EQUITY AND LIABILITIES		1 643 885 342,16	1 748 784 716,03

CONTENTS

ELENIA

Elenia at your service	2
CEO's review	3
Theme article	5
Group key figures	8
Strategy	9
Stakeholder advisory committee	10

REPORT OF THE BOARD OF DIRECTORS

Consolidated financial statements	16
Consolidated statement of profit or loss	16
Consolidated statement of comprehensive income	16
Consolidated statement of financial position	17
Consolidated statement of cash flows	18
Consolidated statement of changes in equity	19

Notes to the consolidated financial statements

1 Accounting policies	20
2 Operating profit	22
3 Investments and lease commitments	28
4 Capital structure and financial items	35
5 Consolidation	45
6 Other notes	47

Parent company financial statements	55
Signatures to the financial statements	66
Auditor's report	67
Elenia oy board of directors	69

PARENT COMPANY CASH FLOW STATEMENT

EUR	1 Jan - 31 Dec 2024	1 Jan - 31 Dec 2023
Cash flow from operating activities		
Profit / Loss before appropriations and taxes	21 297 574,03	20 842 509,96
Adjustments		
Depreciation, amortisation and impairment	3 131 524,17	3 259 743,95
Finance income and expenses	1 793,40	2 352,62
Cash flow before change in working capital	24 430 891,60	24 104 606,53
Change in working capital:		
Increase (-) / decrease (+) in non-interest-bearing receivables	-1 711 233,45	133 949 328,59
Increase (+) / decrease (-) in non-interest-bearing liabilities	-5 530 642,34	-4 190 987,02
Operating cash flow before financial items and taxes	17 189 015,81	153 862 948,10
Interest payments	-1 753,66	-2 608,21
Interests received	434,61	255,59
Payments for other finance items	-474,35	0,00
Taxes paid	-81,89	-48,03
Cash flow from operating activities	17 187 140,52	153 860 547,45

EUR	1 Jan - 31 Dec 2024	1 Jan - 31 Dec 2023
Cash flow from investing activities		
Capital expenditures	-2 133 519,93	-4 687 404,52
Proceeds from disposals of investments	0,00	13 000 000,00
Equity repayment received	100 000 000,00	
Cash flow from investing activities	97 866 480,07	8 312 595,48
Cash flow from financing activities		
Equity repayment paid	-95 100 300,00	-149 120 000,00
Group contributions received and paid	-25 336 000,00	-25 703 500,00
Cash flow from financing activities	-120 436 300,00	-174 823 500,00
Change in cash and cash equivalents	-5 382 679,41	-12 650 357,07
Cash and cash equivalents 1 Jan	33 203 301,39	45 853 658,46
Cash and cash equivalents 31 Dec	27 820 621,98	33 203 301,39

In the balance sheet, the group bank account is presented as receivables from companies within the same group and as cash and cash equivalents on the cash flow statement.

CONTENTS

ELENIA

Elenia at your service	2
CEO's review	3
Theme article	5
Group key figures	8
Strategy	9
Stakeholder advisory committee	10

REPORT OF THE BOARD OF DIRECTORS

Consolidated financial statements	16
Consolidated statement of profit or loss	16
Consolidated statement of comprehensive income	16
Consolidated statement of financial position	17
Consolidated statement of cash flows	18
Consolidated statement of changes in equity	19

Notes to the consolidated financial statements

1 Accounting policies	20
2 Operating profit	22
3 Investments and lease commitments	28
4 Capital structure and financial items	35
5 Consolidation	45
6 Other notes	47

Parent company financial statements	55
Signatures to the financial statements	66
Auditor's report	67
Elenia oy board of directors	69

NOTES TO THE PARENT COMPANY FINANCIAL STATEMENTS

ACCOUNTING PRINCIPLES

The financial statements of Elenia Oy have been prepared in accordance with the Finnish Accounting Standards (FAS).

Transactions denominated in foreign currencies and derivative agreements

Transactions denominated in foreign currencies are recognised at the rate prevailing at the time of the transaction. At the balance sheet date, the receivables and liabilities in balance sheet denominated in foreign currencies are converted to Euro using the exchange rate prevailing at the balance sheet date. The possible currency exchange rate differences are recognised in finance income or costs or other operating costs in accordance with the underlying item.

Presentation of liquid assets

The bank accounts of the company are part of Elenia Oy's Group account structure. The total balance is presented as a receivable or a liability to Group companies.

Intangible and tangible assets

For tangible and intangible assets have been used direct acquisition prices which have been deducted with planned depreciations. Depreciations according to the plan are linear and are based on the following assets economical lifetimes:

Intangible fixed assets	15 years
Goodwill	10 years
Other capitalized long-term expenditures	3–5 years
Network	15 years
Machinery and equipments	3–10 years

1 NOTES TO INCOME STATEMENT

1.1 Revenue

EUR 1,000	2024	2023
Contracting income	116 888	119 756
Connection fee income	37	105
Other sales income	26 960	26 442
Total	143 885	146 303

1.2 Other operating income

EUR 1,000	2024	2023
Revenue from collection of trade receivables	2	3
Gains on the sale of scrap and used fixed assets	822	1 244
Other operating income	210	2 050
Total	1 034	3 297

1.3 Materials and services

EUR 1,000	2024	2023
External services	-46 218	-50 144
Materials	-42 663	-44 163
Total	-88 881	-94 307

1.4 Personnel expenses

EUR 1,000	2024	2023
Salaries	-14 027	-13 834
Pension expenses	-2 493	-2 363
Other employee expenses	-157	-426
Total	-16 677	-16 623

Average number of personnel during the financial year	232	229
---	-----	-----

SALARIES AND REMUNERATION PAID TO CEO

EUR 1,000	2024	2023
Salaries and other short-term employee benefits	-314	-370
Other long-term employee benefits	-90	-93
Pension expenses related to salaries and employee benefits	-73	-83
Total	-478	-546

CONTENTS

ELENIA

Elenia at your service	2
CEO's review	3
Theme article	5
Group key figures	8
Strategy	9
Stakeholder advisory committee	10

REPORT OF THE BOARD OF DIRECTORS

Consolidated financial statements	16
Consolidated statement of profit or loss	16
Consolidated statement of comprehensive income	16
Consolidated statement of financial position	17
Consolidated statement of cash flows	18
Consolidated statement of changes in equity	19

Notes to the consolidated financial statements

1 Accounting policies	20
2 Operating profit	22
3 Investments and lease commitments	28
4 Capital structure and financial items	35
5 Consolidation	45
6 Other notes	47

Parent company financial statements

Signatures to the financial statements	66
Auditor's report	67
Elenia oy board of directors	69

1.5 Depreciations according to the plan

EUR 1,000	2024	2023
Intangible fixed assets	0	-1
Goodwill	-244	-244
Other capitalized long term expendi-	-2 200	-1 668
Network	0	-669
Machinery and equipments	-687	-678
Total	-3 132	-3 260

1.6 Other operating expenses

EUR 1,000	2024	2023
Lease expenses	-973	-935
Other external services	-9 033	-9 589
Other operating expenses	-4 923	-4 041
Total	-14 930	-14 565

AUDIT CHARGES

EUR 1,000	2024	2023
Auditing fees	-81	-75
Fees for tax services	-7	-4
Total	-88	-79

1.7 Financial income and expenses

EUR 1,000	2024	2023
Interest and other financial expenses		
Interest expenses	-2	-3
Total	-2	-3
Total financial income and expenses	-2	-2

1.8 Appropriations

EUR 1,000	2024	2023
Change in accelerated depreciations	684	1 486
Group contributions given	-21 893	-22 336
Total	-21 209	-20 850

2 NOTES TO THE BALANCE SHEET ASSETS

2.1 Intangible assets

INTANGIBLE RIGHTS

EUR 1,000	2024	2023
Cost 1 Jan	3	19
Investments	0	7
Businesses acquired and sold	0	-23
Cost 31 Dec	3	3
Accumulated depreciation 1 Jan	-3	-1
Depreciation according to the plan	0	-1

GOODWILL

EUR 1,000	2024	2023
Cost 1 Jan	2 436	2 436
Cost 31 Dec	2 436	2 436
Accumulated depreciation 1 Jan	-1 164	-920
Depreciation according to the plan	-244	-244
Book value 31 Dec	1 029	1 273

OTHER CAPITALIZED LONG-TERM EXPENDITURE

EUR 1,000	2024	2023
Cost 1 Jan	14 642	14 098
Investments	4 625	545
Cost 31 Dec	19 267	14 642
Accumulated depreciation 1 Jan	-11 513	-9 845
Depreciation according to the plan	-2 200	-1 668
Book value 31 Dec	5 553	3 129

CONTENTS

ELENIA

Elenia at your service	2
CEO's review	3
Theme article	5
Group key figures	8
Strategy	9
Stakeholder advisory committee	10
REPORT OF THE BOARD OF DIRECTORS	11
Consolidated financial statements	16
Consolidated statement of profit or loss	16
Consolidated statement of comprehensive income	16
Consolidated statement of financial position	17
Consolidated statement of cash flows	18
Consolidated statement of changes in equity	19
Notes to the consolidated financial statements	
1 Accounting policies	20
2 Operating profit	22
3 Investments and lease commitments	28
4 Capital structure and financial items	35
5 Consolidation	45
6 Other notes	47
Parent company financial statements	55
Signatures to the financial statements	66
Auditor's report	67
Elenia oy board of directors	69

2.2 Tangible assets

NETWORK

EUR 1,000	2024	2023
Cost 1 Jan	1 333	9 356
Investments	0	1 946
Businesses acquired and sold	0	-9 969
Cost 31 Dec	1 333	1 333
Accumulated depreciation 1 Jan	-1 333	-665
Depreciation according to the plan	0	-669

MACHINERY AND EQUIPMENT

EUR 1,000	2024	2023
Cost 1 Jan	3 401	2 572
Investments	337	829
Cost 31 Dec	3 738	3 401
Accumulated depreciation 1 Jan	-2 502	-1 824
Depreciation according to the plan	-687	-678
Book value 31 Dec	549	899

ADVANCE PAYMENTS AND CONSTRUCTION IN PROGRESS

EUR 1,000	2024	2023
Cost 1 Jan	3 629	2 868
Increase	0	848
Decrease	-3 058	0
Businesses acquired and sold	0	-87
Book value 31 Dec	571	3 629

2.3 Investments

HOLDINGS IN GROUP COMPANIES

EUR 1,000	2024	2023
Cost 1 Jan	1 657 480	1 657 480
Disposals	-56 553	0
Cost 31 Dec	1 600 927	1 657 480
Book value 31 Dec	1 600 927	1 657 480

2.4 Receivables

SHORT-TERM RECEIVABLES

Receivables from group companies

EUR 1,000	2024	2023
Accrued income	4 783	2 925
Equity repayment receivables	0	43 447
Group bank account	27 821	33 203
Receivables from group companies total	32 604	79 575

External receivables

EUR 1,000	2024	2023
Trade receivables	651	1 061
Other short-term receivables	13	13
Accrued income	1 989	1 725
External receivables total	2 653	2 799

External accrued income

EUR 1,000	2024	2023
Sales accruals	4	2
Other accrued income and receive-	1 985	1 723
External accrued income total	1 989	1 725

Short term receivables total

Total receivables

35 256	82 375
35 256	82 375

CONTENTS

ELENIA

Elenia at your service	2
CEO's review	3
Theme article	5
Group key figures	8
Strategy	9
Stakeholder advisory committee	10

REPORT OF THE BOARD OF DIRECTORS 11

Consolidated financial statements	16
Consolidated statement of profit or loss	16
Consolidated statement of comprehensive income	16
Consolidated statement of financial position	17
Consolidated statement of cash flows	18
Consolidated statement of changes in equity	19

Notes to the consolidated financial statements

1 Accounting policies	20
2 Operating profit	22
3 Investments and lease commitments	28
4 Capital structure and financial items	35
5 Consolidation	45
6 Other notes	47

Parent company financial statements	55
Signatures to the financial statements	66
Auditor's report	67
Elenia oy board of directors	69

3 NOTES TO THE BALANCE SHEETS EQUITY AND LIABILITIES

3.1 Capital and reserves

EUR 1,000	2024	2023
Subscribed capital	3	3
Non restricted equity 1 Jan	1 657 970	1 657 970
Equity repayment	-53 988	0
Non restricted equity 31 Dec	1 603 981	1 657 970
Retained earnings 1 Jan	-258	-251
Profit / Loss for the the financial year	88	-8
Total capital and reserves	1 603 813	1 657 714
Distributable equity	1 603 811	1 657 711

3.2 Cumulative accelerated depreciations

EUR 1,000	2024	2023
Cumulative accelerated depreciations	865	1 549

Accelerated depreciations include deferred tax liability of 173001 euros

CONTENTS

ELENIA

Elenia at your service	2
CEO's review	3
Theme article	5
Group key figures	8
Strategy	9
Stakeholder advisory committee	10

REPORT OF THE BOARD OF DIRECTORS 11

Consolidated financial statements	16
Consolidated statement of profit or loss	16
Consolidated statement of comprehensive income	16
Consolidated statement of financial position	17
Consolidated statement of cash flows	18
Consolidated statement of changes in equity	19

Notes to the consolidated financial statements

1 Accounting policies	20
2 Operating profit	22
3 Investments and lease commitments	28
4 Capital structure and financial items	35
5 Consolidation	45
6 Other notes	47

Parent company financial statements 55

Signatures to the financial statements	66
Auditor's report	67
Elenia oy board of directors	69

3.3 Liabilities

NON-CURRENT LIABILITIES

EUR 1,000	2024	2023
Other non-current liabilities	1 112	1 365
Total non-current liabilities	1 112	1 365

CURRENT LIABILITIES

EUR 1,000	2024	2023
Trade payables	6 276	8 581
Other short-term liabilities	6 932	7 695
Equity repayment liability	0	41 112
Accrued expenses		
Salaries and social expenses	4 370	4 572
Other accrued expenses	1 591	3 812
Total	5 961	8 384
Liabilities to group companies		
Accrued expenses	32	49
Group contribution payables	18 893	22 336
Total	18 925	22 386
Total current liabilities	38 095	88 157
Total liabilities	39 207	89 522

CONTENTS

ELENIA

Elenia at your service	2
CEO's review	3
Theme article	5
Group key figures	8
Strategy	9
Stakeholder advisory committee	10

REPORT OF THE BOARD OF DIRECTORS

Consolidated financial statements	16
Consolidated statement of profit or loss	16
Consolidated statement of comprehensive income	16
Consolidated statement of financial position	17
Consolidated statement of cash flows	18
Consolidated statement of changes in equity	19

Notes to the consolidated financial statements

1 Accounting policies	20
2 Operating profit	22
3 Investments and lease commitments	28
4 Capital structure and financial items	35
5 Consolidation	45
6 Other notes	47

Parent company financial statements	55
Signatures to the financial statements	66
Auditor's report	67
Elenia oy board of directors	69

3.4 Liabilities and quarantees

EUR 1,000	2024	2023
Guarantees	1 689 500	1 689 500
Floating charges	4 500 000	4 500 000
Leasing agreements		
Within one year	960	892
After one year but not more than five years	800	1 732
Total	1 760	2 624

CONTENTS

ELENIA

Elenia at your service	2
CEO's review	3
Theme article	5
Group key figures	8
Strategy	9
Stakeholder advisory committee	10

REPORT OF THE BOARD OF DIRECTORS

Consolidated financial statements	16
Consolidated statement of profit or loss	16
Consolidated statement of comprehensive income	16
Consolidated statement of financial position	17
Consolidated statement of cash flows	18
Consolidated statement of changes in equity	19

Notes to the consolidated financial statements

1 Accounting policies	20
2 Operating profit	22
3 Investments and lease commitments	28
4 Capital structure and financial items	35
5 Consolidation	45
6 Other notes	47

Parent company financial statements

Signatures to the financial statements	66
Auditor's report	67
Elenia oy board of directoRS	69

Shares and Holdings

Subsidiary	Domicile	Share	Vote share	Share of ownership	Nominal value EUR 1,000	Book value EUR 1,000
Elenia Verkko Oyj	Tampere	100 %	100 %	100 %	1 600 927	1 600 927

CONTENTS

ELENIA

Elenia at your service	2
CEO's review	3
Theme article	5
Group key figures	8
Strategy	9
Stakeholder advisory committee	10

REPORT OF THE BOARD OF DIRECTORS 11

Consolidated financial statements	16
Consolidated statement of profit or loss	16
Consolidated statement of comprehensive income	16
Consolidated statement of financial position	17
Consolidated statement of cash flows	18
Consolidated statement of changes in equity	19

Notes to the consolidated financial statements

1 Accounting policies	20
2 Operating profit	22
3 Investments and lease commitments	28
4 Capital structure and financial items	35
5 Consolidation	45
6 Other notes	47

Parent company financial statements 55

Signatures to the financial statements	66
Auditor's report	67
Elenia oy board of directors	69

SIGNATURES TO THE FINANCIAL STATEMENTS

Helsinki, 13 March 2025

Tapani Liuhala
Chairman of the Board of Directors

Mark Braithwaite

Eduard Fidler

Michael Pfennig

Philip Swift

Tommi Valento

Sirpa Ojala

Jorma Myllymäki
CEO

AUDITORS NOTE

A report on the audit carried out has been issued today.

Helsinki 13 March 2025

Ernst & Young Oy
Authorized Public Accountant Firm

Miikka Hietala
KHT

CONTENTS

ELENIA

Elenia at your service	2
CEO's review	3
Theme article	5
Group key figures	8
Strategy	9
Stakeholder advisory committee	10

REPORT OF THE BOARD OF DIRECTORS 11

Consolidated financial statements	16
Consolidated statement of profit or loss	16
Consolidated statement of comprehensive income	16
Consolidated statement of financial position	17
Consolidated statement of cash flows	18
Consolidated statement of changes in equity	19

Notes to the consolidated financial statements

1 Accounting policies	20
2 Operating profit	22
3 Investments and lease commitments	28
4 Capital structure and financial items	35
5 Consolidation	45
6 Other notes	47

Parent company financial statements 55

Signatures to the financial statements 66

Auditor's report 67

Elenia oy board of directors 69

AUDITOR'S REPORT (TRANSLATION OF THE FINNISH ORIGINAL)

To the Annual General Meeting of Elenia Oy

REPORT ON THE AUDIT OF FINANCIAL STATEMENTS

Opinion

We have audited the financial statements of Elenia Oy (business identity code 2658611-8) for the year ended 31 December, 2024. The financial statements comprise the consolidated balance sheet, income statement, statement of comprehensive income, statement of changes in equity, statement of cash flows and notes, including material accounting policy information, as well as the parent company's balance sheet, income statement, statement of cash flows and notes.

In our opinion

- The consolidated financial statements give a true and fair view of the group's financial position, financial performance and cash flows in accordance with IFRS Accounting Standards as adopted by the EU.
- The financial statements give a true and fair view of the parent company's financial performance and financial position in accordance with the laws and regulations governing the preparation of financial statements in Finland and comply with statutory requirements.

Basis for Opinion

We conducted our audit in accordance with good auditing practice in Finland. Our responsibilities under good auditing practice are further described in the *Auditor's Responsibilities for the Audit of Financial Statements* section of our report.

We are independent of the parent company and of the group companies in accordance with the ethical requirements that are applicable in Finland and are relevant to our audit, and we have fulfilled our other ethical responsibilities in accordance with these requirements.

We believe that the audit evidence we have obtained is sufficient and appropriate to provide a basis for our opinion.

Responsibilities of the Board of Directors and the Managing Director for the Financial Statements

The Board of Directors and the Managing Director are responsible for the preparation of consolidated financial statements that give a true and fair view in accordance with IFRS Accounting Standards as adopted by the EU, and of financial statements that give a true and fair view in accordance with the laws and regulations governing the preparation of financial statements in Finland and comply with statutory requirements. The Board of Directors and the Managing Director are also responsible for such internal control as they determine is necessary to enable the preparation of financial statements that are free from material misstatement, whether due to fraud or error.

In preparing the financial statements, the Board of Directors and the Managing Director are responsible for assessing the parent company's and the group's ability to continue as going concern, disclosing, as applicable, matters relating to going concern and using the going concern basis of accounting. The financial statements are prepared using the going concern basis of accounting unless there is an intention to liquidate the parent company or the group or cease operations, or there is no realistic alternative but to do so.

Auditor's Responsibilities for the Audit of the Financial Statements

Our objectives are to obtain reasonable assurance on whether the financial statements as a whole are free from material misstatement, whether due to fraud or error, and to issue an auditor's report that includes our opinion. Reasonable assurance is a high level of assurance, but is not a guarantee that an audit conducted in accordance with good auditing practice will always detect a material misstatement when it exists. Misstatements can arise from fraud or error and are considered material if, individually or in aggregate, they could reasonably be expected to influence the economic decisions of users taken on the basis of the financial statements.

As part of an audit in accordance with good auditing practice, we exercise professional judgment and maintain professional skepticism throughout the audit. We also:

- Identify and assess the risks of material misstatement of the financial statements, whether due to fraud or error, design and perform audit procedures responsive to those risks, and obtain audit evidence that is sufficient and appropriate to provide a basis for our opinion. The risk of not detecting a material misstatement resulting from fraud is higher than for one resulting from error, as fraud may involve collusion, forgery, intentional omissions, misrepresentations, or the override of internal control.
- Obtain an understanding of internal control relevant to the audit in order to design audit procedures that are appropriate in the circumstances, but not for the purpose of expressing an opinion on the effectiveness of the parent company's or the group's internal control.
- Evaluate the appropriateness of accounting policies used and the reasonableness of accounting estimates and related disclosures made by management.
- Conclude on the appropriateness of the Board of Directors' and the Managing Director's use of the going concern basis of accounting and based on the audit evidence obtained, whether a material uncertainty exists related to events or conditions that may cast significant doubt on the parent company's or the group's ability to continue as a going concern. If we conclude that a material uncertainty exists, we are required to draw attention in our auditor's report to the related disclosures in the financial statements or, if such disclosures are inadequate, to modify our opinion. Our conclusions are based on the audit evidence obtained up to the date of our auditor's report. However, future events or conditions may cause the company to cease to continue as a going concern.
- Evaluate the overall presentation, structure and content of the financial statements, including the disclosures, and whether the financial statements represent

CONTENTS

ELENIA

Elenia at your service	2
CEO's review	3
Theme article	5
Group key figures	8
Strategy	9
Stakeholder advisory committee	10
REPORT OF THE BOARD OF DIRECTORS	11
Consolidated financial statements	16
Consolidated statement of profit or loss	16
Consolidated statement of comprehensive income	16
Consolidated statement of financial position	17
Consolidated statement of cash flows	18
Consolidated statement of changes in equity	19
Notes to the consolidated financial statements	
1 Accounting policies	20
2 Operating profit	22
3 Investments and lease commitments	28
4 Capital structure and financial items	35
5 Consolidation	45
6 Other notes	47
Parent company financial statements	55
Signatures to the financial statements	66
Auditor's report	67
Elenia oy board of directors	69

the underlying transactions and events so that the financial statements give a true and fair view.

- Obtain sufficient appropriate audit evidence regarding the financial information of the entities or business activities within the group to express an opinion on the consolidated financial statements. We are responsible for the direction, supervision and performance of the group audit. We remain solely responsible for our audit opinion.

We communicate with those charged with governance regarding, among other matters, the planned scope and timing of the audit and significant audit findings, including any significant deficiencies in internal control that we identify during our audit.

OTHER REPORTING REQUIREMENTS

Other information

The Board of Directors and the Managing Director are responsible for the other information. The other information comprises the report of the Board of Directors and the information included in the Annual Report but does not include the financial statements and our auditor's report thereon. We have obtained the report of the Board of Directors prior to the date of this auditor's report and the Annual Report is expected to be made available to us after that date.

Our opinion on the financial statements does not cover the other information.

In connection with our audit of the financial statements, our responsibility is to read the other information identified above and, in doing so, consider whether the other information is materially inconsistent with the financial statements, or our knowledge obtained in the audit, or otherwise appears to be materially misstated. With respect to the report of the Board of Directors, our responsibility also includes considering whether the report of the Board of Directors has been prepared in accordance with the applicable laws and regulations.

In our opinion, the information in the report of the Board of Directors is consistent with the information in the financial statements and the report of the Board of Directors has been prepared in accordance with the applicable laws and regulations.

If, based on the work we have performed on the other information that we obtained prior to the date of this auditor's report, we conclude that there is a material misstatement of this other information, we are required to report that fact. We have nothing to report in this regard.

Tampere March 13th, 2025

Ernst & Young Oy
Authorized Public Accountant Firm

Miikka Hietala
Authorized Public Accountant

CONTENTS

ELENIA

Elenia at your service	2
CEO's review	3
Theme article	5
Group key figures	8
Strategy	9
Stakeholder advisory committee	10

REPORT OF THE BOARD OF DIRECTORS

Consolidated financial statements	16
Consolidated statement of profit or loss	16
Consolidated statement of comprehensive income	16
Consolidated statement of financial position	17
Consolidated statement of cash flows	18
Consolidated statement of changes in equity	19

Notes to the consolidated financial statements

1 Accounting policies	20
2 Operating profit	22
3 Investments and lease commitments	28
4 Capital structure and financial items	35
5 Consolidation	45
6 Other notes	47

Parent company financial statements

Signatures to the financial statements	66
Auditor's report	67
Elenia oy board of directors	69

ELENIA OY BOARD OF DIRECTORS

Tapani Lihala

Chairman of the Board

Tapani joined the company in 1990 and was the CEO of Elenia Oy between 2010 – April 2024. He is now the CEO and a member of the Board of Elenia Group Oy. He is also Chairman of the Board of Manco Investment Oy and a member of the Boards of Piceasoft Oy, Insecon Oy and Financelitas Oy. He held various managerial positions at Vattenfall Verkko Oy including CEO and Manager of Customer Relations. Tapani holds a Bachelor of Science in Electrical Engineering.

Jorma Myllymäki

CEO, Elenia Oy and Elenia Verkko Oy

Jorma joined the company in 2007 and is the CEO of Elenia Oy and Elenia Verkko Oy. He is also a Chairman of the Boards of Elenia Verkko Oy and Elenia Innovations Oy and member of the boards of Elenia Group Oy, J3 Invest Oy, Manco Investment Oy, 358 Exploration Oy and EU DSO Entity. He is also a member of the Safety, Health, Environment and Security Committee of Elenia Oy's board. Prior to this, Jorma was the Executive Vice President responsible for the Networks Business of Elenia, the Chief Operating Officer of Elenia and previously the Head of Operations and Network Performance at Elenia Networks (2010–2015) and Head of Operations at Vattenfall Distribution Nordic Networks Finland (2007–2010). Prior to joining the company, he held various managerial positions at ABB as Head of Product Management and Global Product Manager (2003–2007), R&D Manager in Sweden (2002–2003) and Development Manager, Site Manager and Program Manager (1997–2002). Jorma holds a Master of Science in Electrical Engineering.

Tommi Valento

CFO, Elenia Oy

Tommi joined the company in 2015 and is Chief Financial Officer. He is also a member of the Boards of Elenia Verkko Oy, Elenia Innovations Oy, Elenia Group Oy, Manco Investment Oy, Vandit Capital Oy, Debt Capital Advisors Oy, Vinoteekki Oy and Pohjola Rakennus Suomi Oy. Prior to his role at Elenia, Tommi was Group Treasurer at Pohjolan Voima Oy and Head of Debt Advisory for KPMG Oy. Tommi holds an M.Sc. (Econ) from Aalto University (Helsinki) and an LL.M. (Master of Laws) from Helsinki University.

Michael Pfennig

Co-Head of Infrastructure, Allianz Capital Partners

Michael is Managing Director and Co-Head of Infrastructure at Allianz Capital Partners (ACP). He has joined ACP in 2004 and has since worked on numerous transactions both in the infrastructure as well as in the private equity sector. He currently holds non-executive board positions at several companies in the electricity, gas and transport sector across Europe. Prior to joining ACP, Michael worked in Corporate Finance at Deutsche Bank and previously with the Corporate Finance and Strategy practice of McKinsey in Frankfurt and London. He started his career in Corporate Risk Management at Siemens in Munich. Michael holds a master's degree in Business Administration from Frankfurt University (Dipl.-Kfm.) and has received his doctorate in finance and capital markets research from Munich University. He is a member of the Remuneration and Nomination committee of Elenia Oy's board.

Mark Braithwaite

Investment Committee Member, Macquarie Asset Management EMEA

Mark has retired from Macquarie where he was the Head of Portfolio and Coverage for MAM Real Assets, having previously held senior financial executive roles in the energy and utility sectors in the UK. He is also a Non-Executive Director of a gas distribution company and a trustee of a wildlife charity in the UK. Mark is a fellow of the Institute of Chartered Accountants in England and Wales and a fellow of the Association of Corporate Treasurers. He is the Chairman of the Audit and Risk committee and member of the Remuneration and Nomination committee of Elenia Oy's board.

Sirpa Ojala

Board professional

Sirpa has previously worked in her operational roles as CEO of Delete Group Oy, CEO at Colliers International Finland (ex Ovenia Group Oy), M-Brain Oy and Digita Oy. Sirpa has an extensive experience in regulated infrastructures and building long-term B-to-B customer relations. Sirpa currently holds board positions at Mintly Oy and NatWest Nordisk Renting AB. She holds a M.Sc. (Eng.) in Industrial Economics from the Lappeenranta University of Technology. She is a member of the Audit & Risk committee, Remuneration and Nomination committee and Safety, Health, Environment and Security committee of Elenia Oy's board.

Philip Swift

Operating Partner, Macquarie Asset Management

Philip also sits on the Boards of Roadchef (UK) and Southern Water (UK) where he has additional Board Committee responsibilities across both organisations. He was the President of National Grid Electricity Distribution (2021-2023) and CEO of Western Power Distribution (WPD) from 2018-2021. He led the WPD Executive Management team as part of PPL's sale of WPD to National Grid that was completed in 2021. He has previously held a role in the successful acquisition and integration of EON's Central Networks business into WPD. Prior to that he worked in Aerospace where he completed his engineering apprenticeship. Philip has an engineering degree BSc (Hons) from Portsmouth.

Eduard Fidler

Director, Allianz Capital Partners

Eduard leads asset management activities for a number of Allianz's direct infrastructure investments and currently holds board positions at Cadent Gas Limited in the UK, and Delgaz Grid SA in Romania. Eduard has over 15 years' experience in energy and infrastructure investment and asset management. Prior to joining Allianz, Eduard was a senior member of Blackrock's Global Energy & Power team (formerly part of First Reserve), and before this investing and managing utility investments at Macquarie Infrastructure and Real Assets. Eduard is a CFA charterholder, and a graduate of Mechanical Engineering from the University of British Columbia. He is a member of Audit and Risk committee and Safety, Health, Environment and Security committee of Elenia Oy's board.

CONTENTS

ELENIA

Elenia at your service	2
CEO's review	3
Theme article	5
Group key figures	8
Strategy	9
Stakeholder advisory committee	10
REPORT OF THE BOARD OF DIRECTORS	11
Consolidated financial statements	16
Consolidated statement of profit or loss	16
Consolidated statement of comprehensive income	16
Consolidated statement of financial position	17
Consolidated statement of cash flows	18
Consolidated statement of changes in equity	19
Notes to the consolidated financial statements	
1 Accounting policies	20
2 Operating profit	22
3 Investments and lease commitments	28
4 Capital structure and financial items	35
5 Consolidation	45
6 Other notes	47
Parent company financial statements	55
Signatures to the financial statements	66
Auditor's report	67
Elenia oy board of directors	69